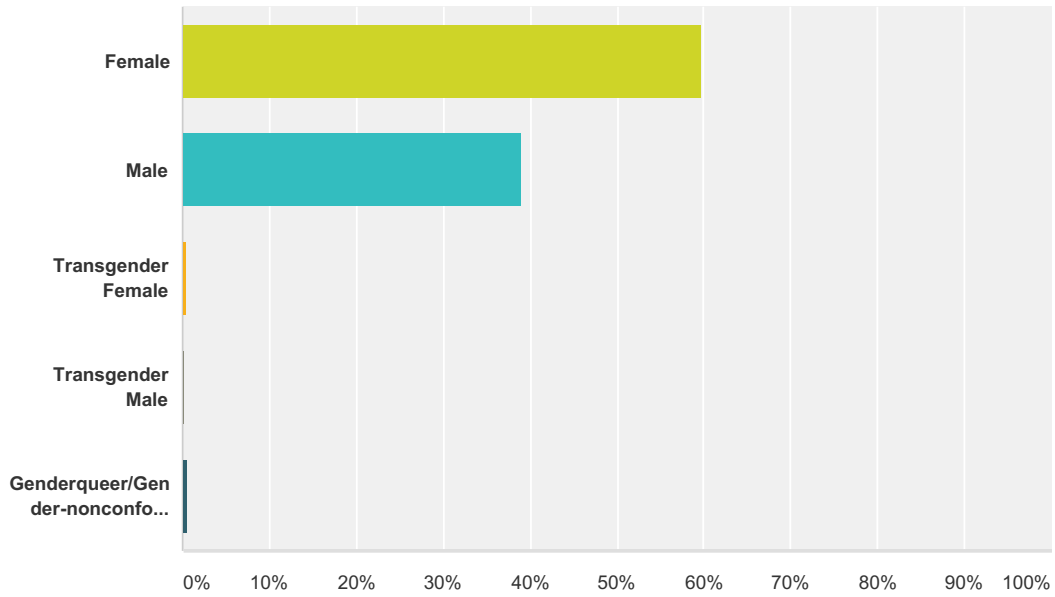


### Q1 What is your current gender identity?

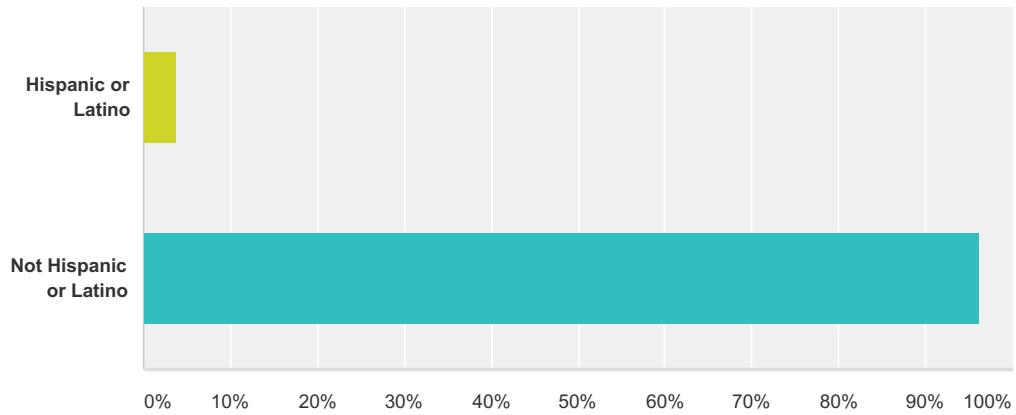
Answered: 895 Skipped: 7



Answer Choices	Responses
Female	59.78% 535
Male	38.99% 349
Transgender Female	0.34% 3
Transgender Male	0.22% 2
Genderqueer/Gender-nonconforming	0.67% 6
<b>Total</b>	<b>895</b>

## Q2 What is your ethnicity (as you define it)?

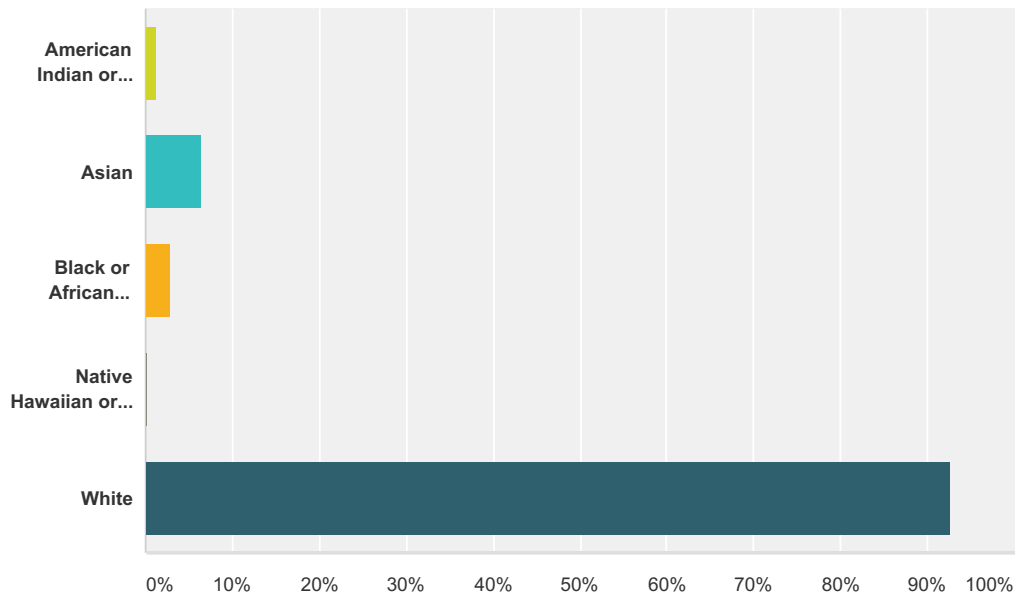
Answered: 893 Skipped: 9



Answer Choices	Responses	
Hispanic or Latino	3.70%	33
Not Hispanic or Latino	96.30%	860
<b>Total</b>		<b>893</b>

### Q3 What is your race (as you define it)? (Mark all that apply)

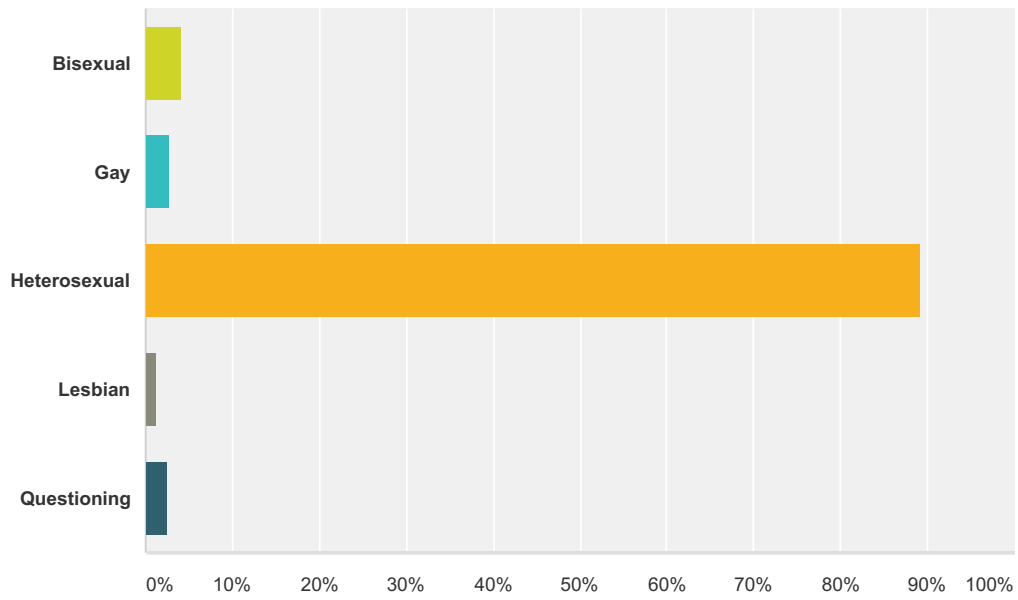
Answered: 873 Skipped: 29



Answer Choices	Responses
American Indian or Alaska Native	1.26% 11
Asian	6.41% 56
Black or African American	2.86% 25
Native Hawaiian or Other Pacific Islander	0.11% 1
White	92.67% 809
<b>Total Respondents: 873</b>	

### Q4 Which term best describes your sexual orientation?

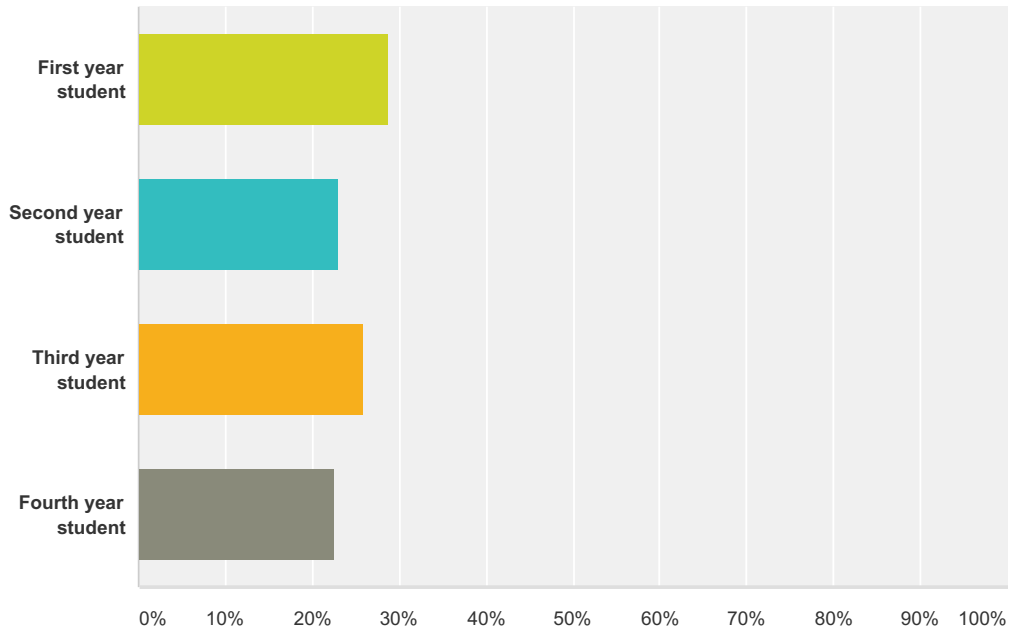
Answered: 890 Skipped: 12



Answer Choices	Responses
Bisexual	4.27% 38
Gay	2.70% 24
Heterosexual	89.21% 794
Lesbian	1.24% 11
Questioning	2.58% 23
<b>Total</b>	<b>890</b>

### Q5 What is your current status?

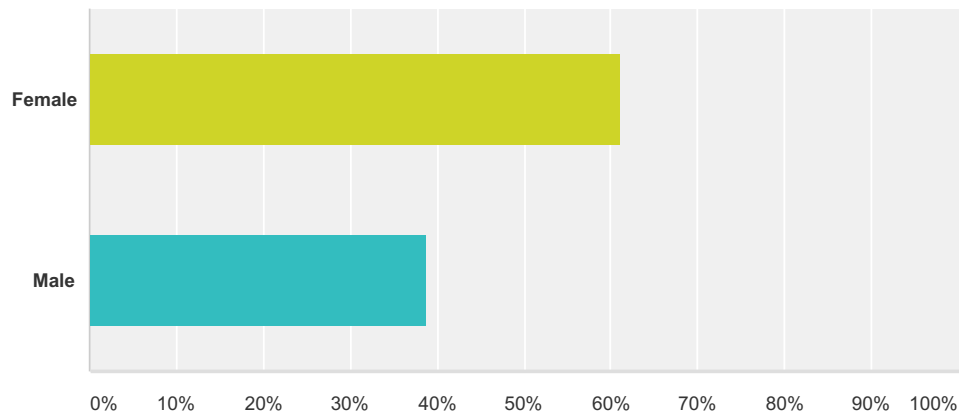
Answered: 891 Skipped: 11



Answer Choices	Responses
First year student	28.73% 256
Second year student	22.90% 204
Third year student	25.81% 230
Fourth year student	22.56% 201
<b>Total</b>	<b>891</b>

### Q6 What sex were you assigned at birth, meaning on your original birth certificate?

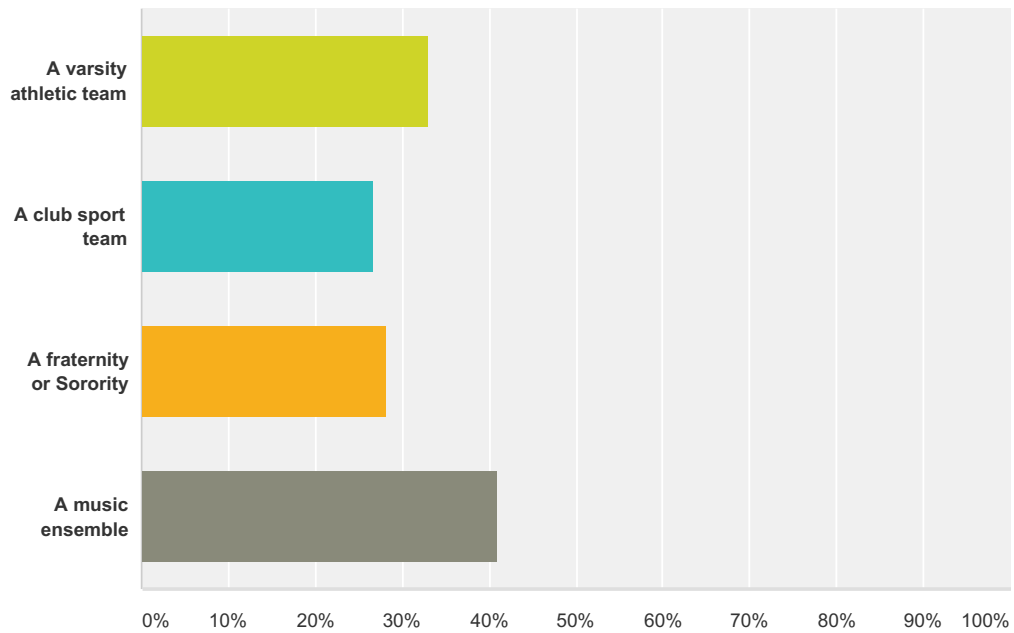
Answered: 893 Skipped: 9



Answer Choices	Responses	
Female	61.14%	546
Male	38.86%	347
<b>Total</b>		<b>893</b>

### Q7 Are you a member of (Check all that apply)

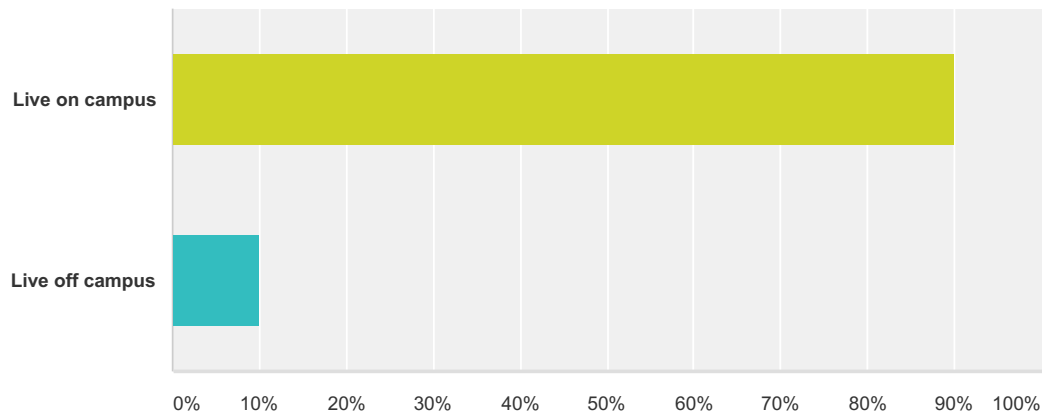
Answered: 595 Skipped: 307



Answer Choices	Responses	Count
A varsity athletic team	32.94%	196
A club sport team	26.72%	159
A fraternity or Sorority	28.24%	168
A music ensemble	40.84%	243
<b>Total Respondents: 595</b>		

### Q8 During this past academic year (since Fall Term 2014), did you:

Answered: 899 Skipped: 3

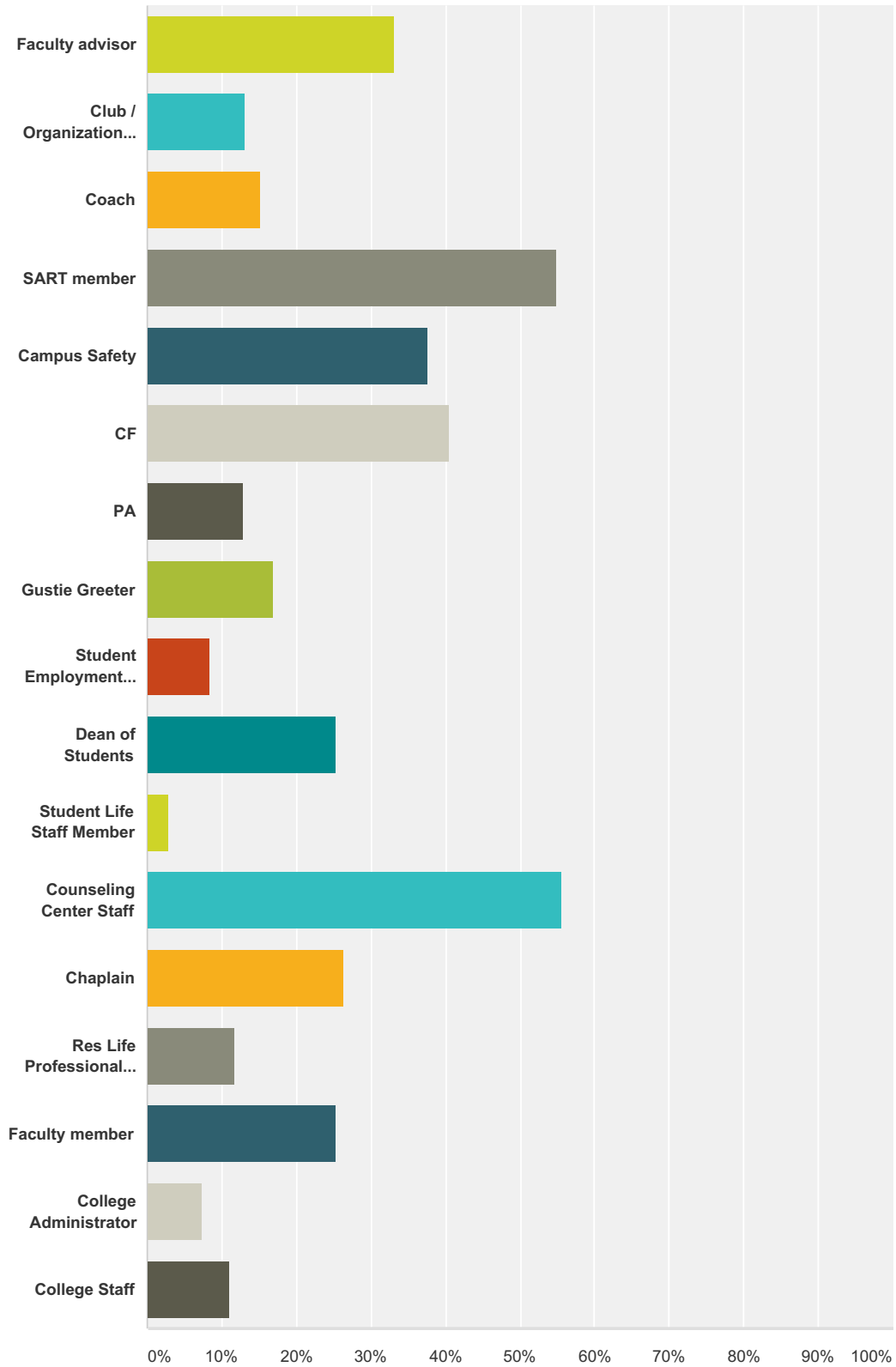


Answer Choices	Responses
Live on campus	89.99% 809
Live off campus	10.01% 90
<b>Total</b>	<b>899</b>



**Q9 The College has a responsibility to provide education for employees that students are likely to confide information about a sexual assault to. Please indicate which employees you might choose to confide in if you were a victim of sexual misconduct: (Check all that apply)**

Answered: 759 Skipped: 143

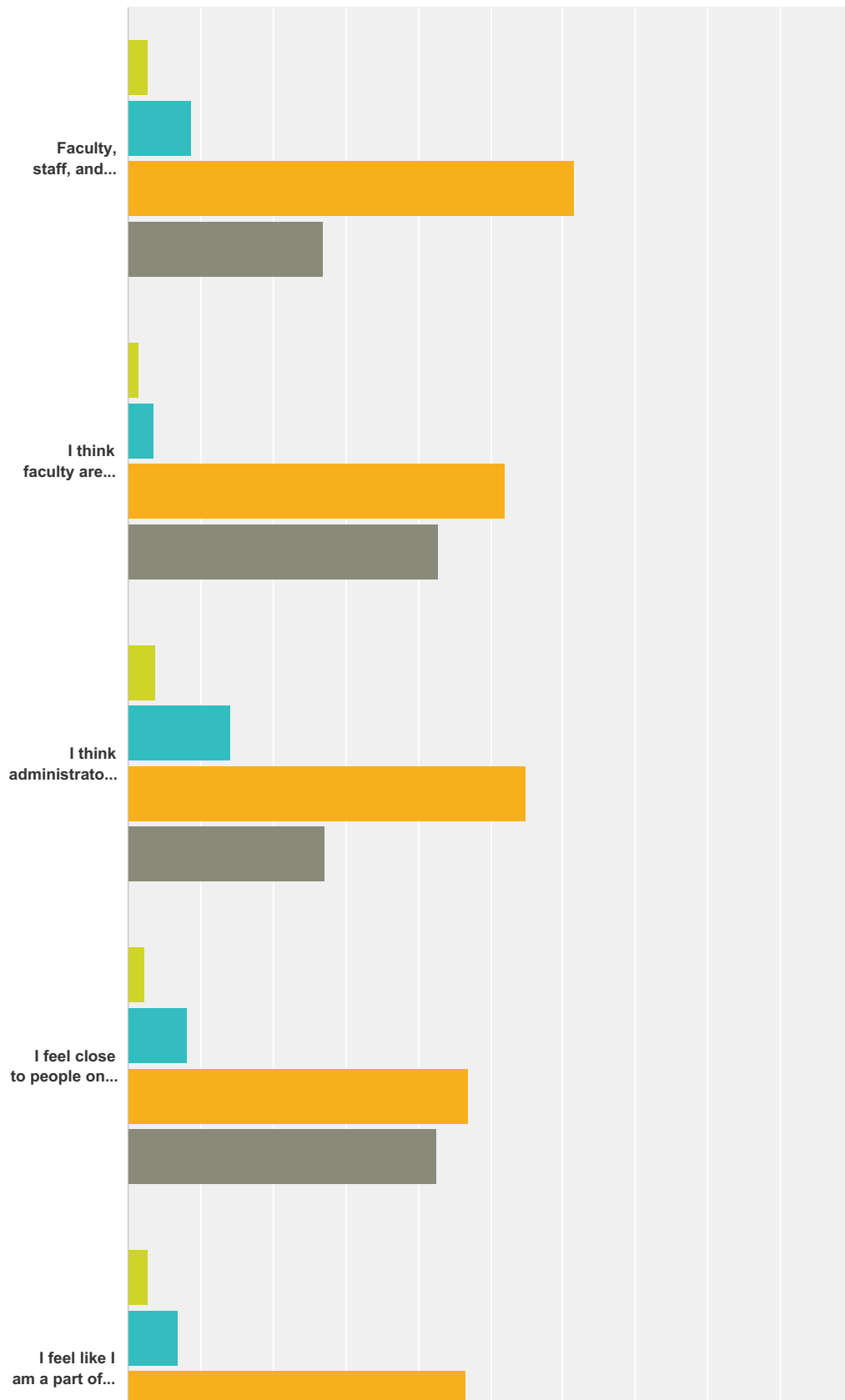


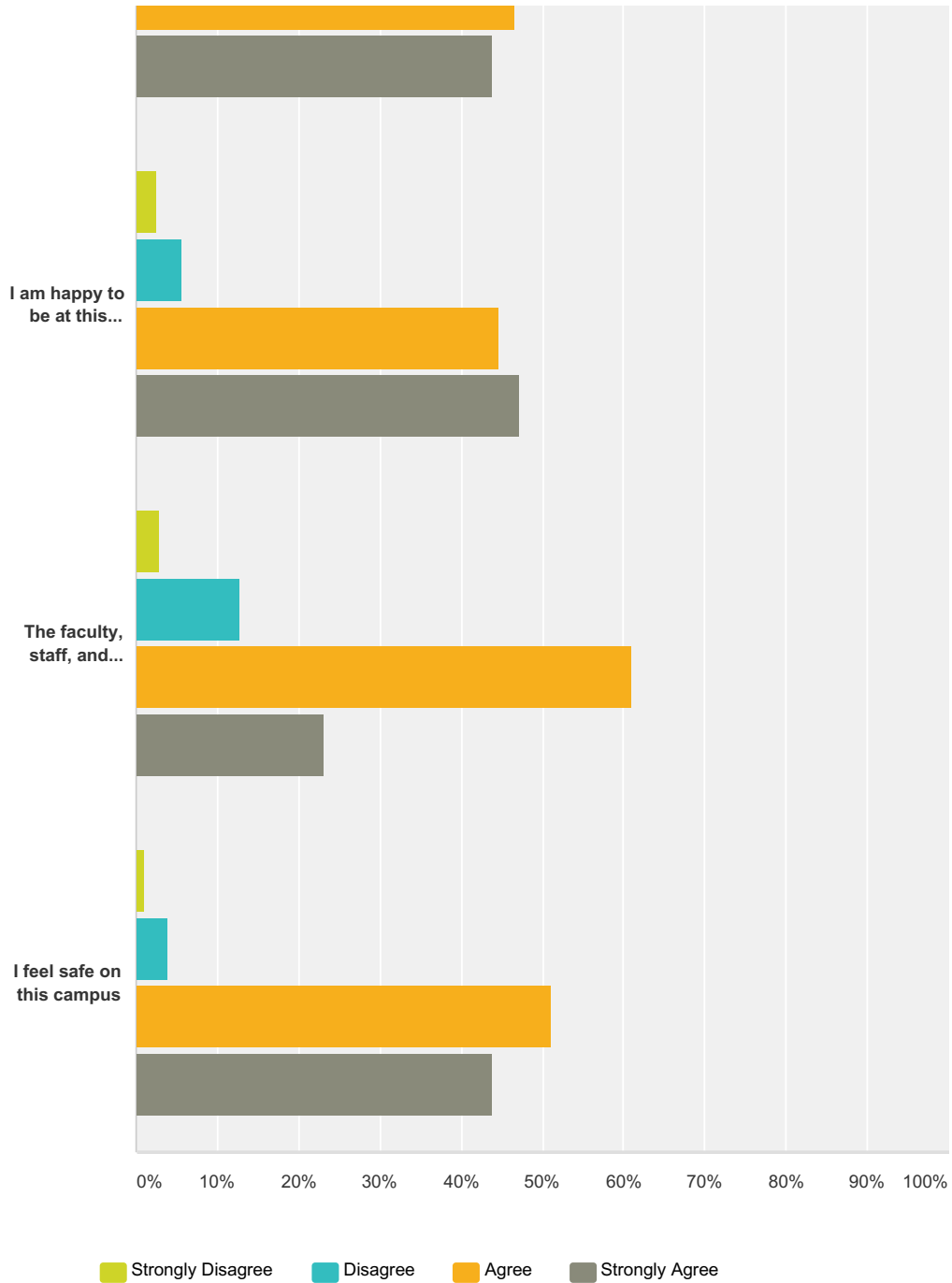
Answer Choices	Responses
Faculty advisor	33.20% 252
Club / Organization advisor	13.18% 100

Coach	15.28%	116
SART member	54.81%	416
Campus Safety	37.68%	286
CF	40.45%	307
PA	13.04%	99
Gustie Greeter	16.86%	128
Student Employment Supervisor	8.30%	63
Dean of Students	25.30%	192
Student Life Staff Member	2.90%	22
Counseling Center Staff	55.47%	421
Chaplain	26.35%	200
Res Life Professional Staff	11.73%	89
Faculty member	25.30%	192
College Administrator	7.25%	55
College Staff	11.07%	84
<b>Total Respondents: 759</b>		

### Q10 Please indicate your level of agreement to the following statements:

Answered: 796 Skipped: 106



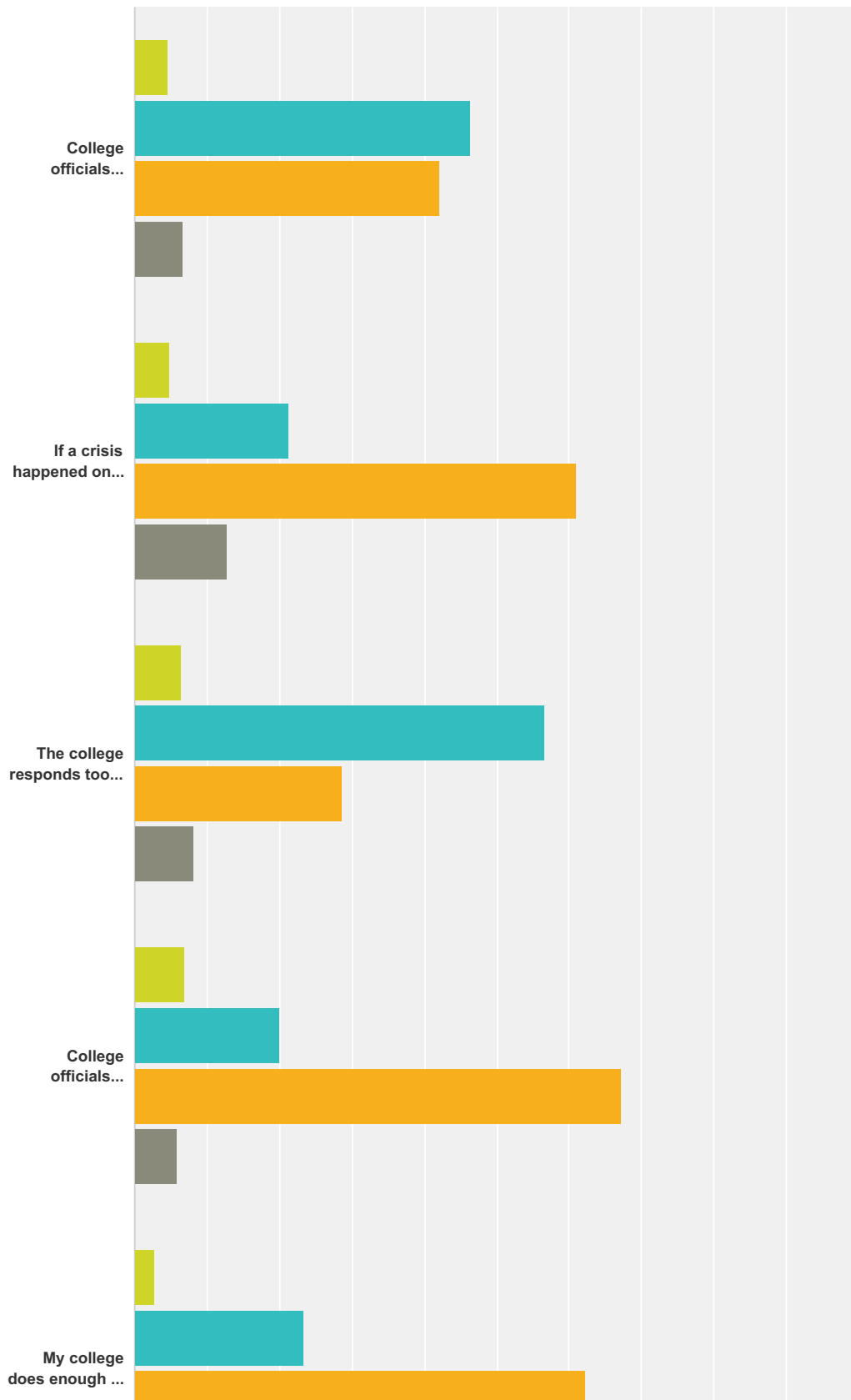


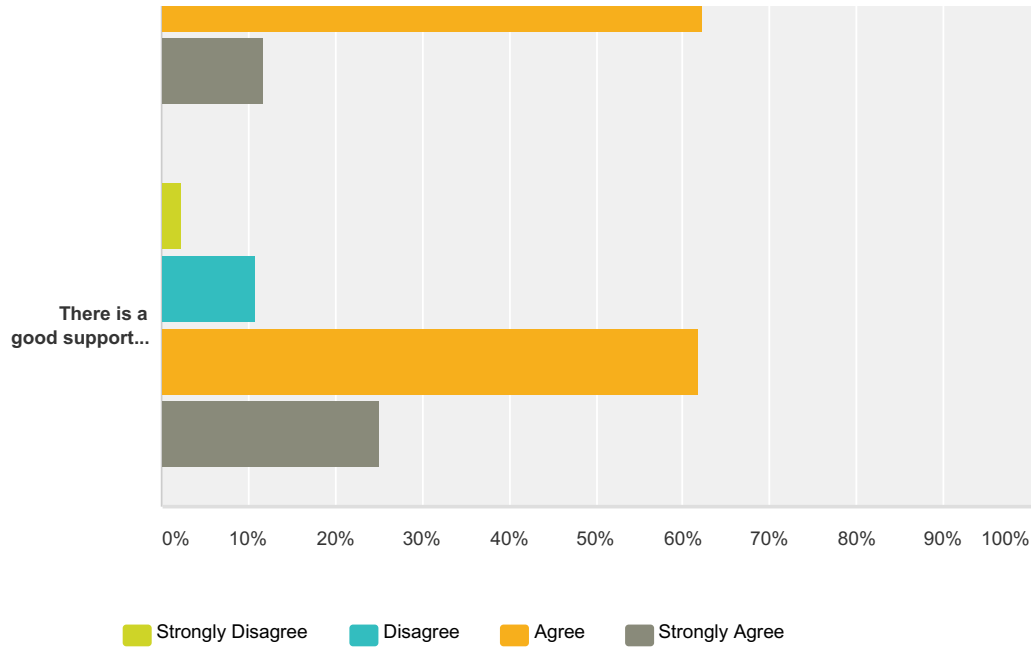
	Strongly Disagree	Disagree	Agree	Strongly Agree	Total
Faculty, staff, and administrators respect what students on this campus think	2.76% 22	8.67% 69	61.56% 490	27.01% 215	796
I think faculty are genuinely concerned about my welfare	1.51% 12	3.65% 29	51.95% 413	42.89% 341	795
I think administrators are genuinely concerned about my welfare	3.67% 29	14.16% 112	54.99% 435	27.18% 215	791
I feel close to people on this campus	2.39% 19	8.05% 64	46.92% 373	42.64% 339	795
I feel like I am a part of this college	2.65% 21	6.94% 55	46.66% 370	43.76% 347	793

I am happy to be at this college	<b>2.53%</b> 20	<b>5.56%</b> 44	<b>44.70%</b> 354	<b>47.22%</b> 374	792
The faculty, staff, and administrators at this school treat students fairly	<b>3.02%</b> 24	<b>12.70%</b> 101	<b>61.01%</b> 485	<b>23.27%</b> 185	795
I feel safe on this campus	<b>1.13%</b> 9	<b>3.91%</b> 31	<b>51.20%</b> 406	<b>43.76%</b> 347	793

### Q11 Please indicate your level of agreement to the following statements:

Answered: 794 Skipped: 108



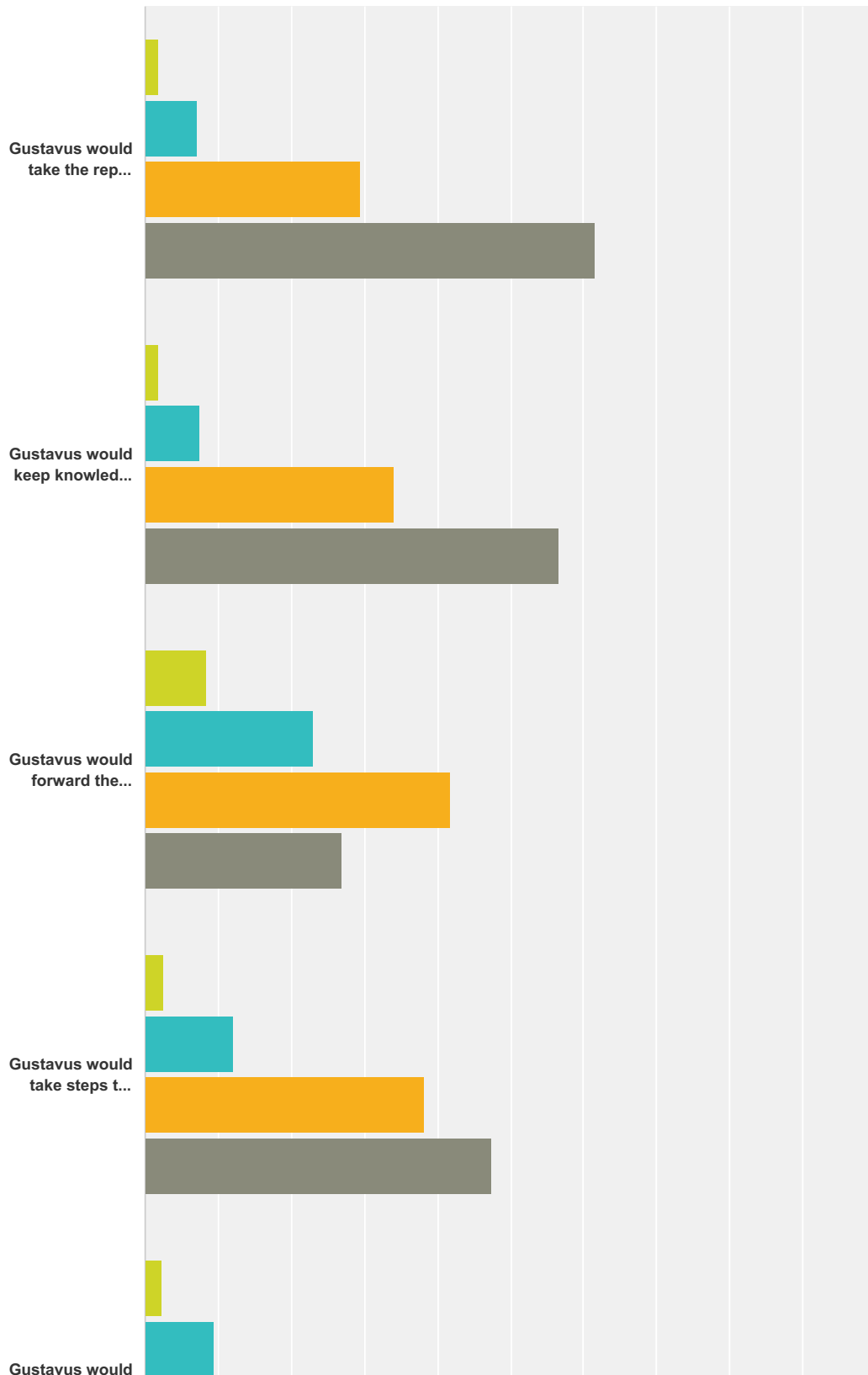


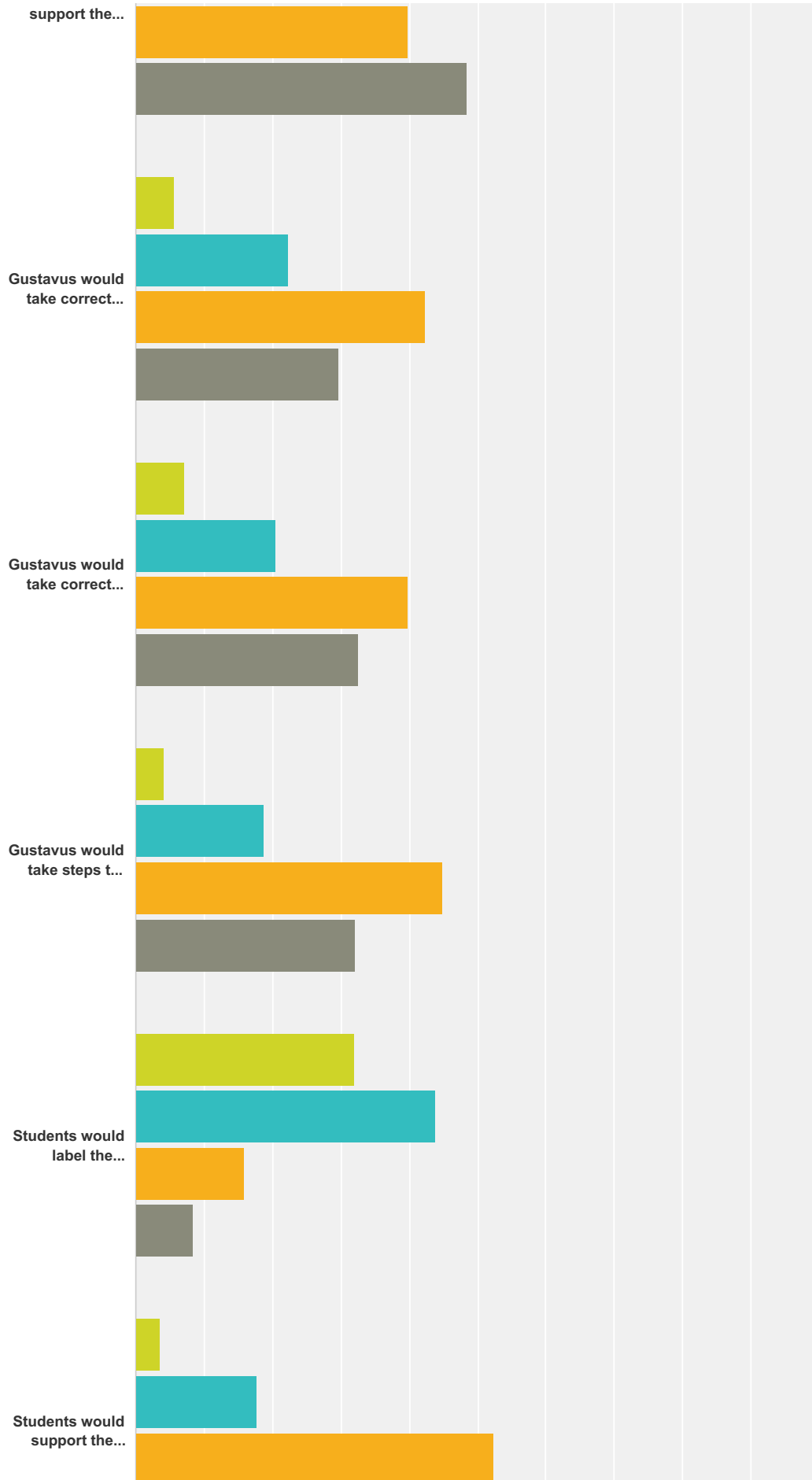
	Strongly Disagree	Disagree	Agree	Strongly Agree	Total
College officials (administrators, Campus Safety officers) should do more to protect students from harm	4.59% 36	46.43% 364	42.22% 331	6.76% 53	784
If a crisis happened on campus, my college would handle it well	4.80% 38	21.37% 169	61.06% 483	12.77% 101	791
The college responds too slowly in difficult situations	6.57% 52	56.51% 447	28.70% 227	8.22% 65	791
College officials handle incidences in a fair and responsible manner	6.79% 53	20.13% 157	67.31% 525	5.77% 45	780
My college does enough to protect the safety of students	2.80% 22	23.31% 183	62.29% 489	11.59% 91	785
There is a good support system on campus for students going through difficult times	2.28% 18	10.90% 86	61.85% 488	24.97% 197	789

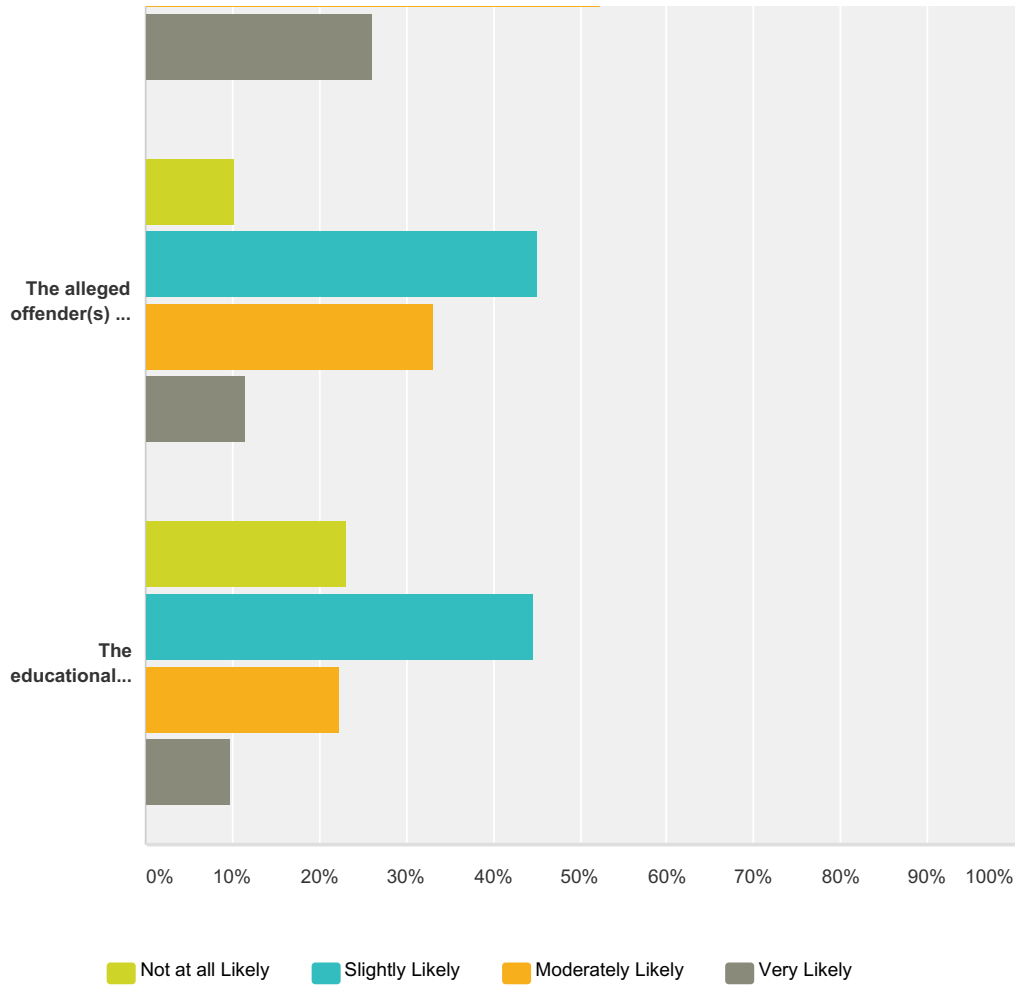


### Q12 If someone were to report a sexual assault to a campus authority, how likely is it that:

Answered: 701 Skipped: 201





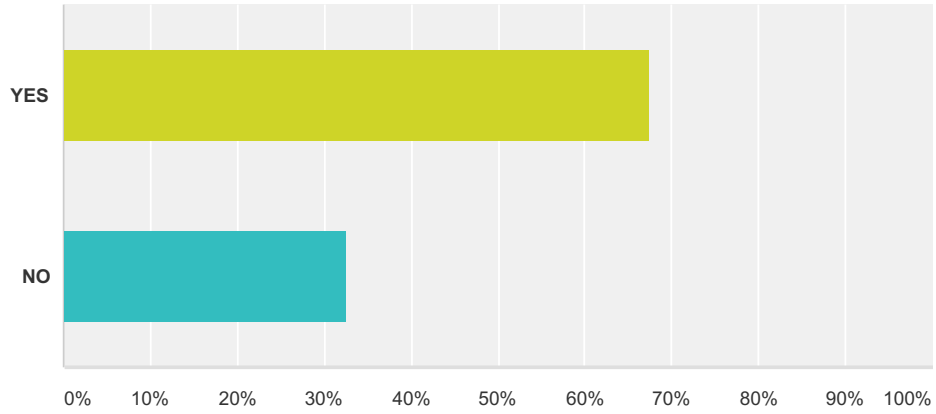


	Not at all Likely	Slightly Likely	Moderately Likely	Very Likely	Total
Gustavus would take the report seriously	1.86% 13	7.16% 50	29.37% 205	61.60% 430	698
Gustavus would keep knowledge of the report limited to those who need to know in order for the college to respond properly	1.87% 13	7.46% 52	34.00% 237	56.67% 395	697
Gustavus would forward the report outside the campus to criminal investigators	8.30% 57	23.00% 158	41.78% 287	26.93% 185	687
Gustavus would take steps to protect the safety of the person making the report	2.45% 17	12.09% 84	38.13% 265	47.34% 329	695
Gustavus would support the person making the report	2.31% 16	9.38% 65	39.97% 277	48.34% 335	693
Gustavus would take corrective action to address factors that may have led to the sexual assault	5.60% 39	22.27% 155	42.39% 295	29.74% 207	696
Gustavus would take corrective action against the offender	7.18% 50	20.40% 142	39.80% 277	32.61% 227	696
Gustavus would take steps to protect the person making the report from retaliation	4.20% 29	18.81% 130	44.86% 310	32.13% 222	691
Students would label the person making the report a troublemaker	31.88% 220	43.91% 303	15.80% 109	8.41% 58	690
Students would support the person making the report	3.61% 25	17.77% 123	52.46% 363	26.16% 181	692

The alleged offender(s) or their associates would retaliate against the person making the report	<b>10.27%</b> 71	<b>45.15%</b> 312	<b>33.14%</b> 229	<b>11.43%</b> 79	691
The educational achievement/career of the person making the report would suffer	<b>23.23%</b> 161	<b>44.59%</b> 309	<b>22.37%</b> 155	<b>9.81%</b> 68	693

### Q13 Have you received training or education about the prevention of sexual assault?

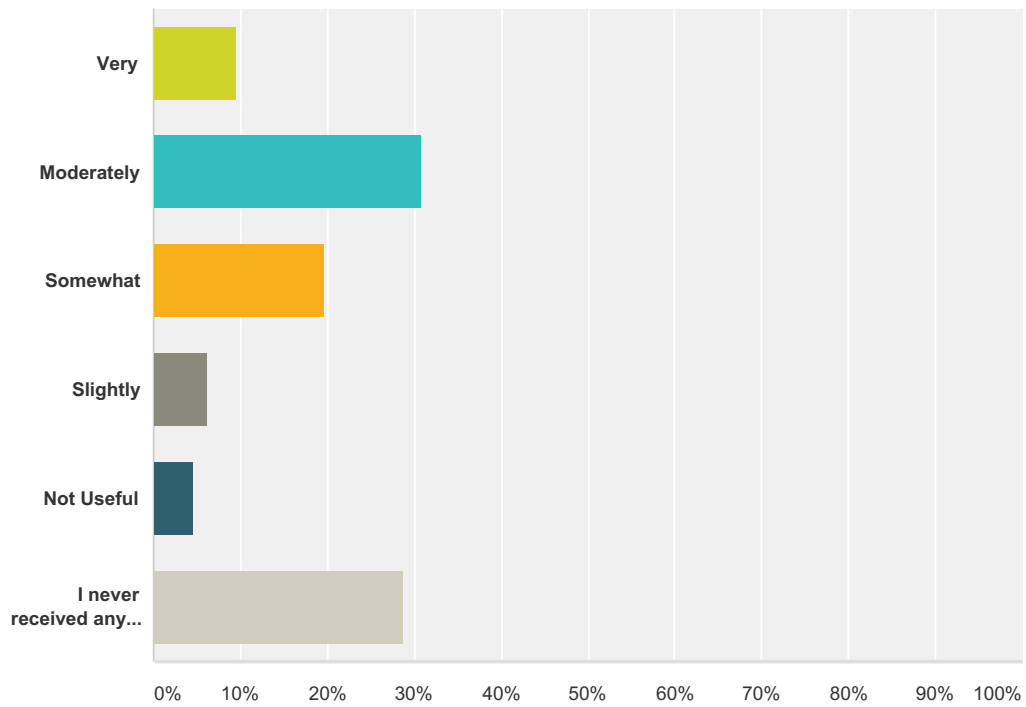
Answered: 693 Skipped: 209



Answer Choices	Responses
YES	67.39% 467
NO	32.61% 226
<b>Total</b>	<b>693</b>

### Q14 If yes, how useful did you think the training or education was?

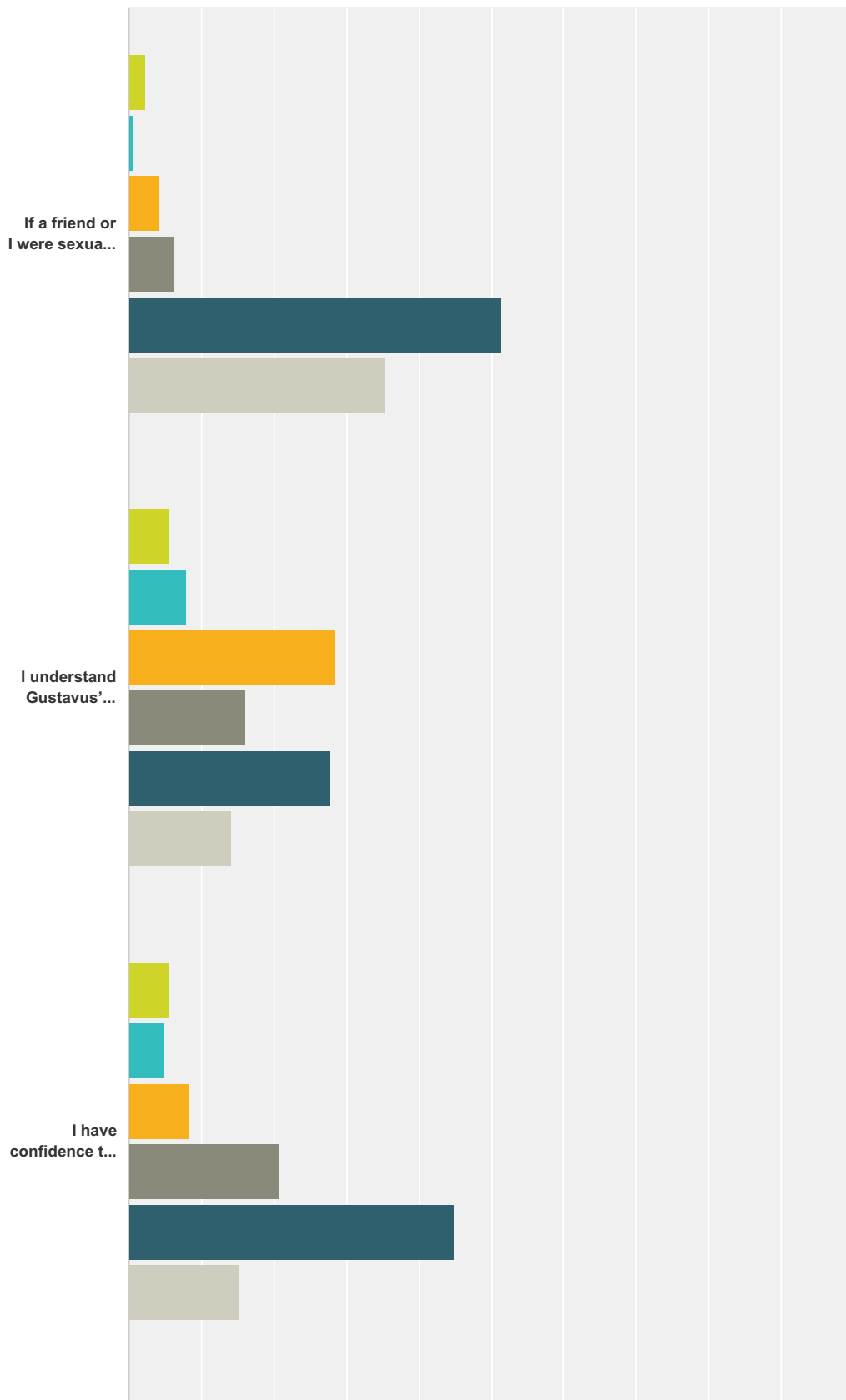
Answered: 666 Skipped: 236

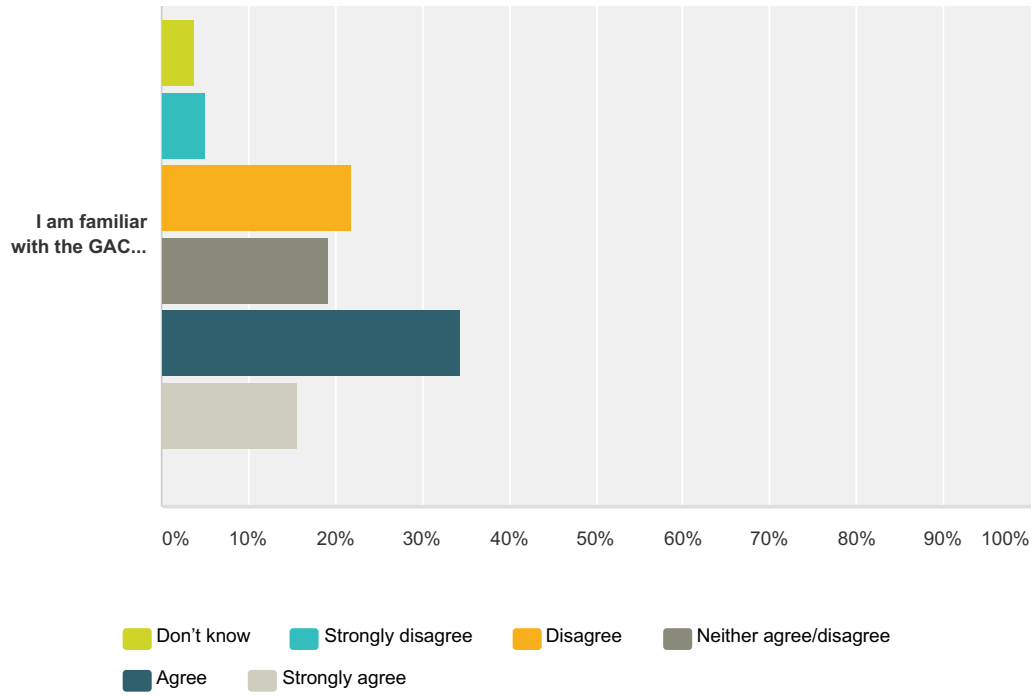


Answer Choices	Responses
Very	9.61% 64
Moderately	30.93% 206
Somewhat	19.67% 131
Slightly	6.31% 42
Not Useful	4.65% 31
I never received any training	28.83% 192
<b>Total</b>	<b>666</b>

### Q15 Please indicate your level of agreement to the following statements:

Answered: 680 Skipped: 222



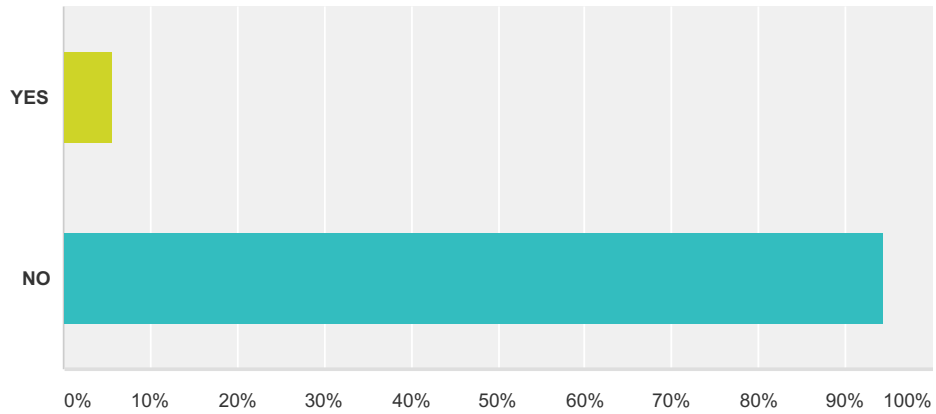


	Don't know	Strongly disagree	Disagree	Neither agree/disagree	Agree	Strongly agree	Total
If a friend or I were sexually assaulted, I know where to go to get help.	2.21% 15	0.59% 4	4.12% 28	6.19% 42	51.40% 349	35.49% 241	679
I understand Gustavus' formal procedures to address complaints of sexual assault.	5.74% 39	7.94% 54	28.38% 193	16.03% 109	27.79% 189	14.12% 96	680
I have confidence that Gustavus administers the formal procedures to address complaints of sexual assault fairly.	5.60% 38	4.87% 33	8.41% 57	20.94% 142	44.84% 304	15.34% 104	678
I am familiar with the GAC sexual misconduct policy and it is clear to me.	3.83% 26	5.01% 34	21.83% 148	19.17% 130	34.51% 234	15.63% 106	678



**Q16 Since August 1, 2014 (start of Fall Semester), has anyone had sexual contact with you by using physical force or threatening to physically harm you?**

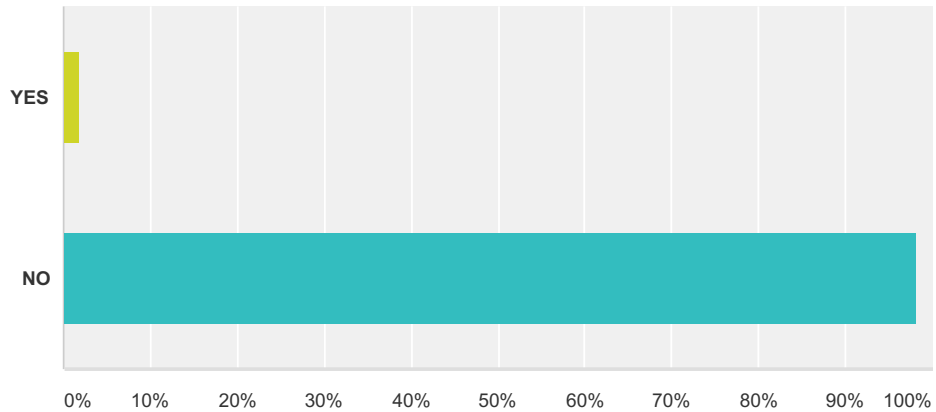
Answered: 676 Skipped: 226



Answer Choices	Responses
YES	5.62% 38
NO	94.38% 638
<b>Total</b>	<b>676</b>

**Q17 Since August 1, 2014, has anyone attempted but not succeeded in having sexual contact with you by using or threatening to use physical force against you?**

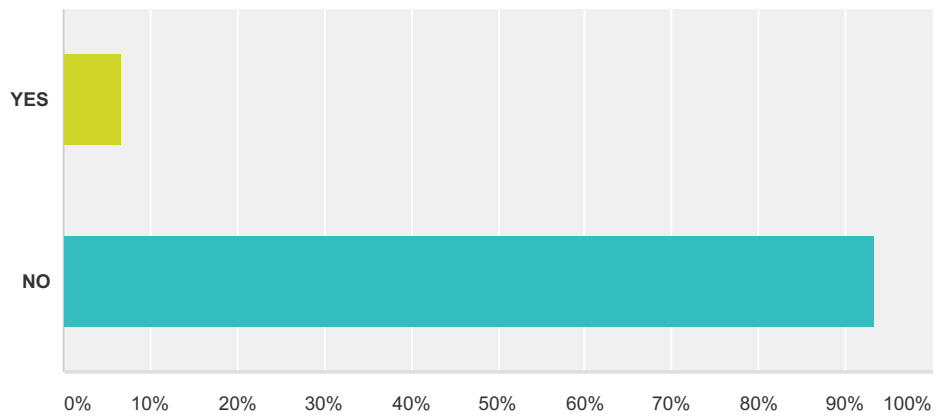
Answered: 642 Skipped: 260



Answer Choices	Responses
YES	1.87% 12
NO	98.13% 630
<b>Total</b>	<b>642</b>

**Q18 Since August 1, 2014 (start of Fall Semester), has someone had sexual contact with you when you were unable to provide consent or stop what was happening because you were passed out, drugged, drunk, incapacitated, or asleep? This question asks about incidents that you are CERTAIN happened.**

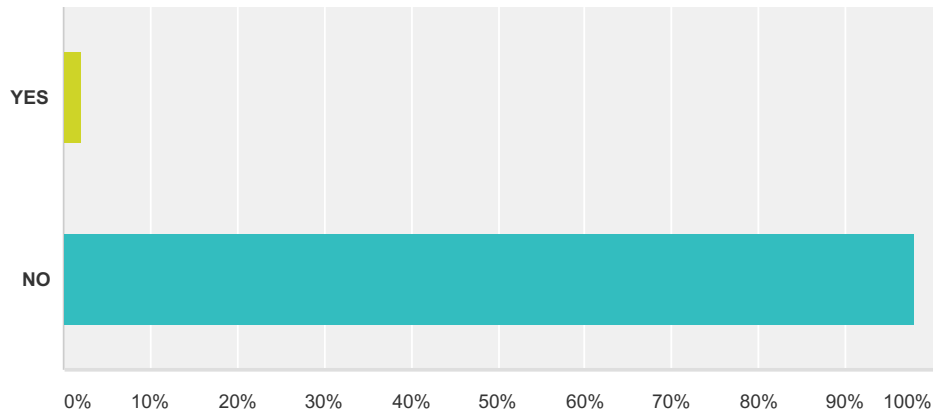
Answered: 639 Skipped: 263



Answer Choices	Responses
YES	6.73% 43
NO	93.27% 596
<b>Total</b>	<b>639</b>

**Q19 Since August 1st, 2014 (start of Fall Semester), have you SUSPECTED that someone has had sexual contact with you when you were unable to provide consent or stop what was happening because you were passed out, drugged, drunk, incapacitated, or asleep? This question asks about events that you think (but are NOT certain) happened.**

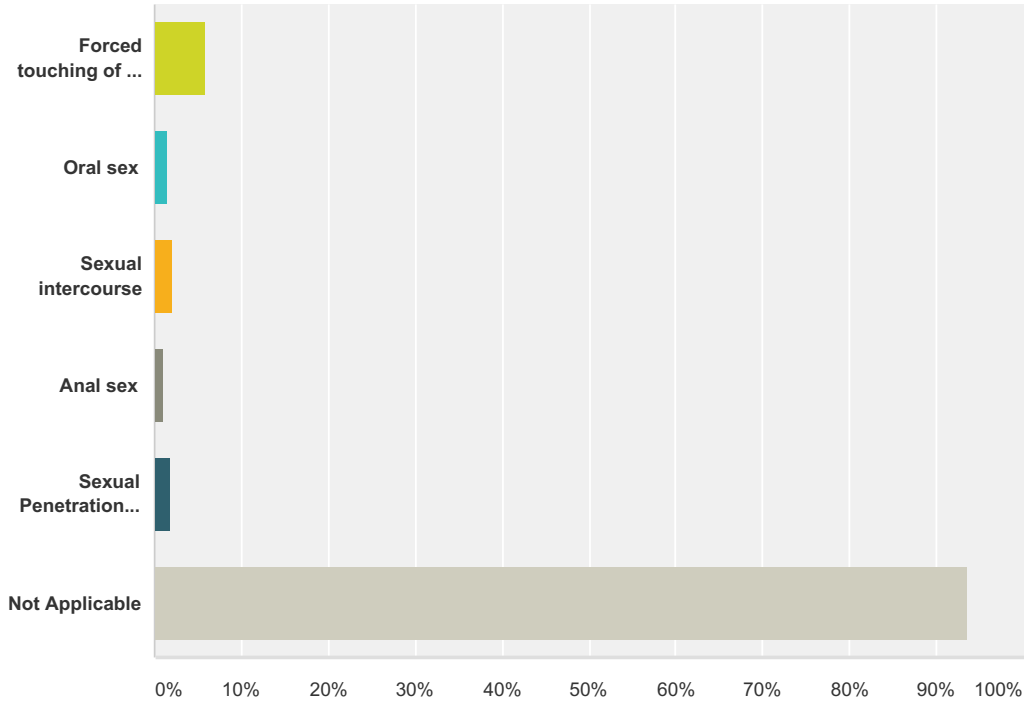
Answered: 596 Skipped: 306



Answer Choices	Responses
YES	2.01% 12
NO	97.99% 584
<b>Total</b>	<b>596</b>

**Q20 When the person had sexual contact with you by using or threatening you with physical force, which of the following happened? Please check all that apply.**

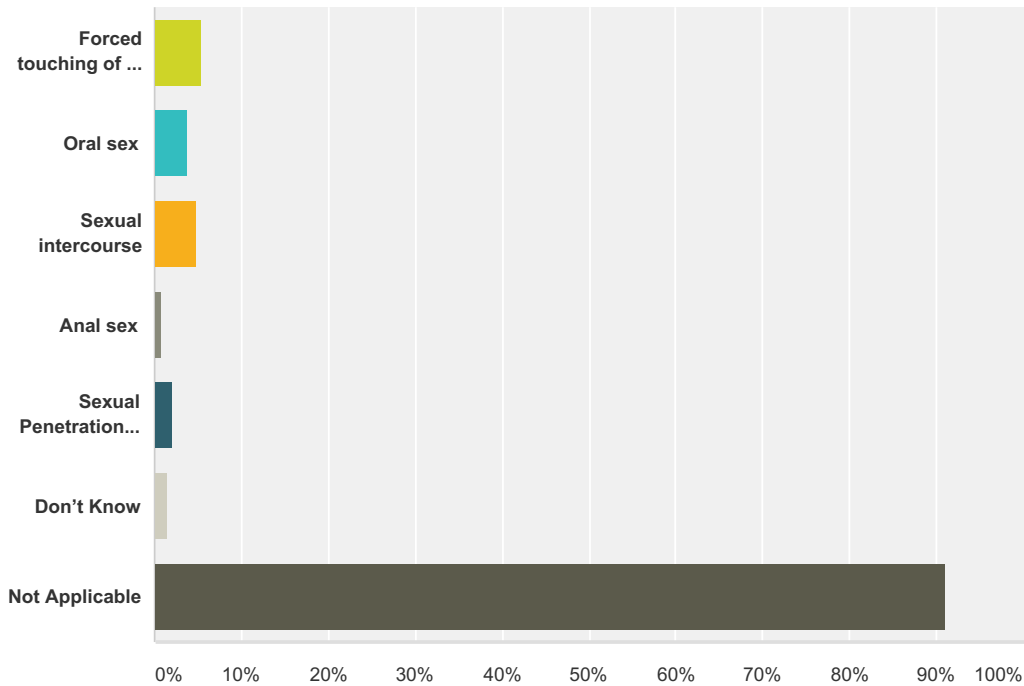
Answered: 615 Skipped: 287



Answer Choices	Responses
Forced touching of a sexual nature	5.85% 36
Oral sex	1.46% 9
Sexual intercourse	2.11% 13
Anal sex	0.98% 6
Sexual Penetration with a finger or object	1.95% 12
Not Applicable	93.50% 575
<b>Total Respondents: 615</b>	

**Q21 When the person had sexual contact with you when you were unable to provide consent or stop what was happening because you were passed out, drugged, drunk, incapacitated, or asleep, which of the following happened? Please check all that apply.**

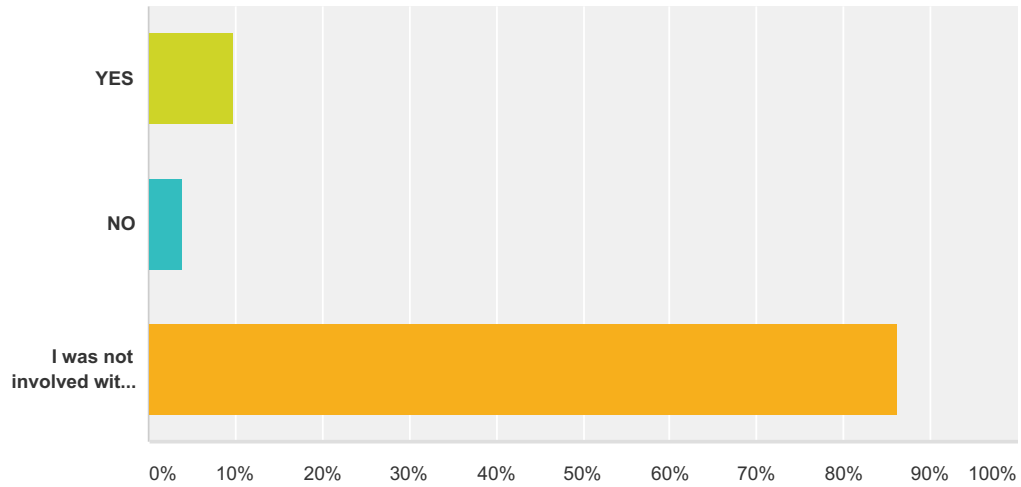
Answered: 650 Skipped: 252



Answer Choices	Responses
Forced touching of a sexual nature	5.38% 35
Oral sex	3.69% 24
Sexual intercourse	4.77% 31
Anal sex	0.92% 6
Sexual Penetration with a finger or object	2.00% 13
Don't Know	1.54% 10
Not Applicable	91.08% 592
<b>Total Respondents: 650</b>	

**Q22 Just prior to the incident/any of the incidents, had you been drinking alcohol?  
Keep in mind that you are in no way responsible for the assault that occurred, even if you had been drinking.**

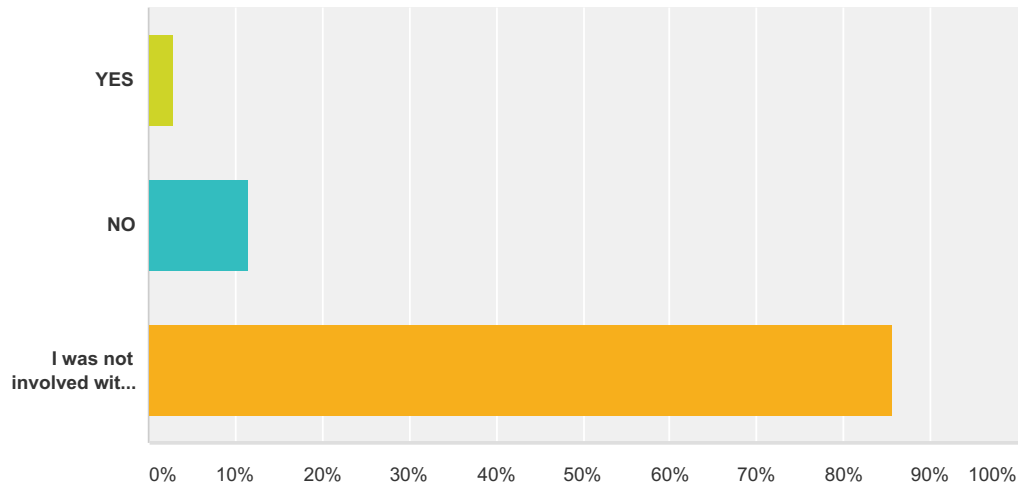
Answered: 660 Skipped: 242



Answer Choices	Responses
YES	9.85% 65
NO	3.94% 26
I was not involved with any incident/Not Applicable	86.21% 569
<b>Total</b>	<b>660</b>

### Q23 Just prior to the incident/any of the incidents, had you voluntarily been taking or using any drugs other than alcohol?

Answered: 661 Skipped: 241

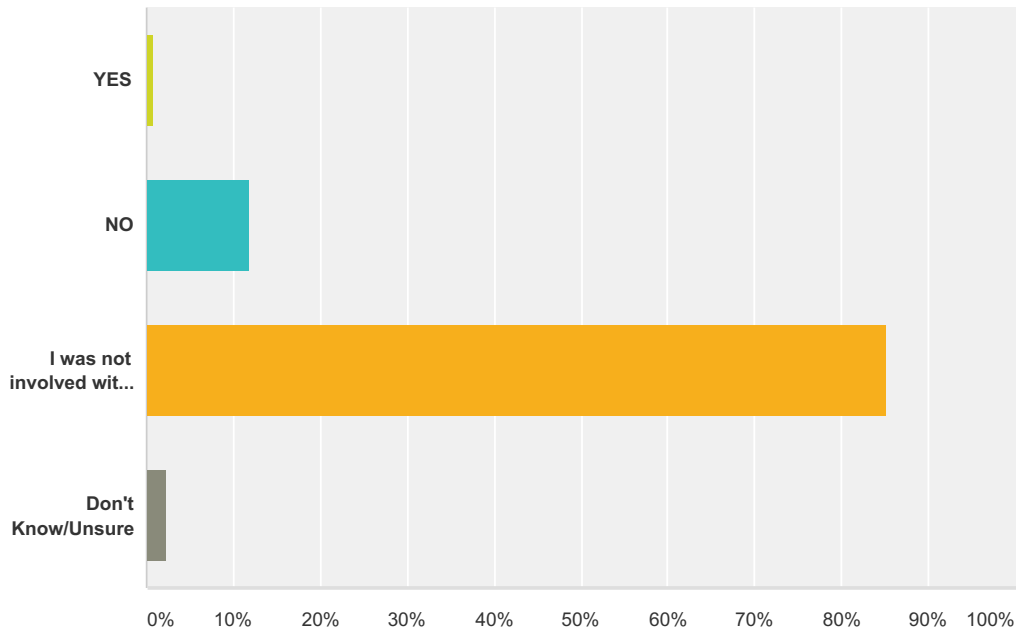


Answer Choices	Responses
YES	2.87% 19
NO	11.50% 76
I was not involved with any incident/Not Applicable	85.63% 566
<b>Total</b>	<b>661</b>



### Q24 Just prior to the incident/any of the incidents, had you been given a drug without your knowledge or consent?

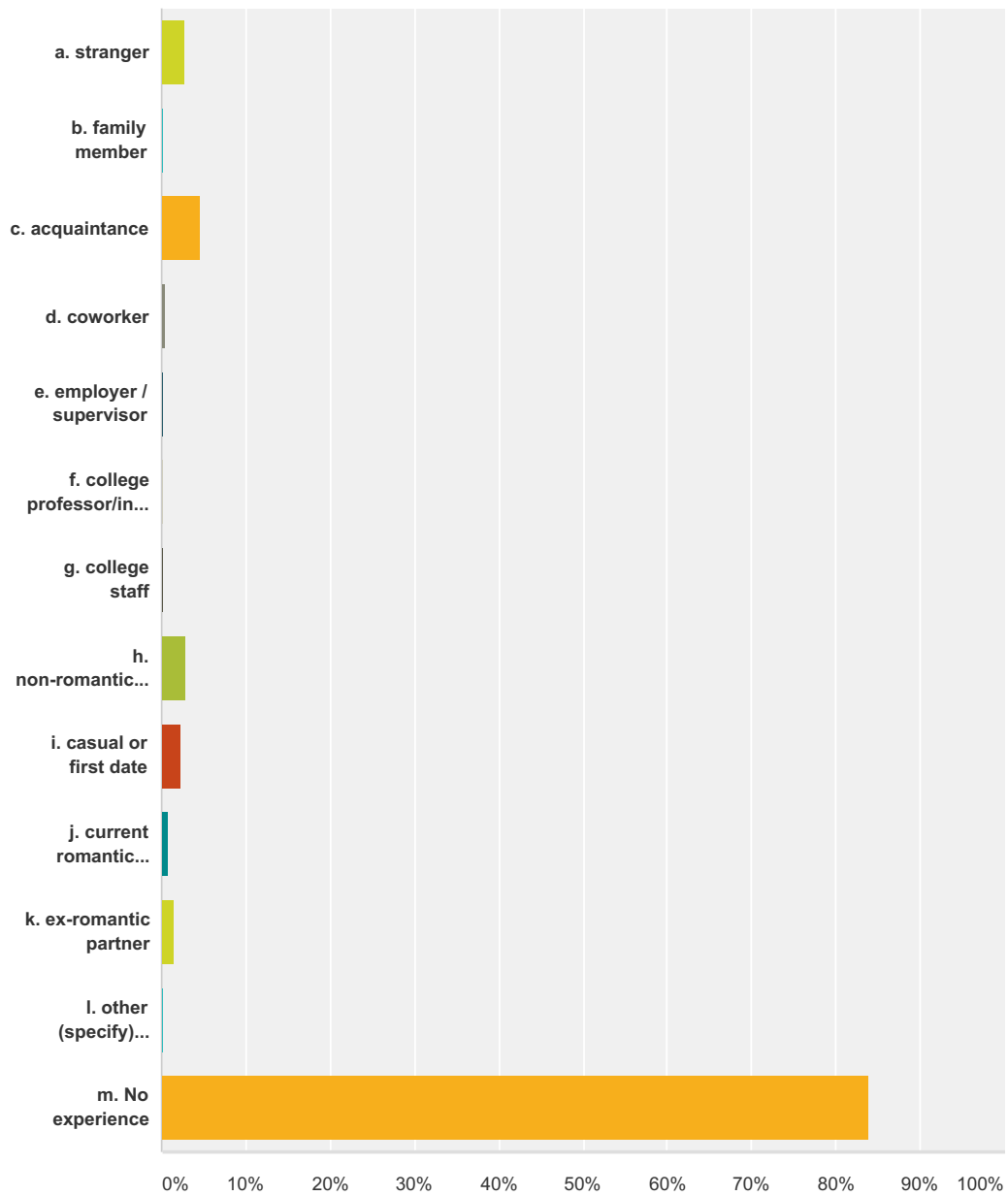
Answered: 661 Skipped: 241



Answer Choices	Responses
YES	0.76% 5
NO	11.80% 78
I was not involved with any incident/Not Applicable	85.17% 563
Don't Know/Unsure	2.27% 15
<b>Total</b>	<b>661</b>

### Q25 Who did the UNWANTED behavior involve? (Check only one)

Answered: 651 Skipped: 251

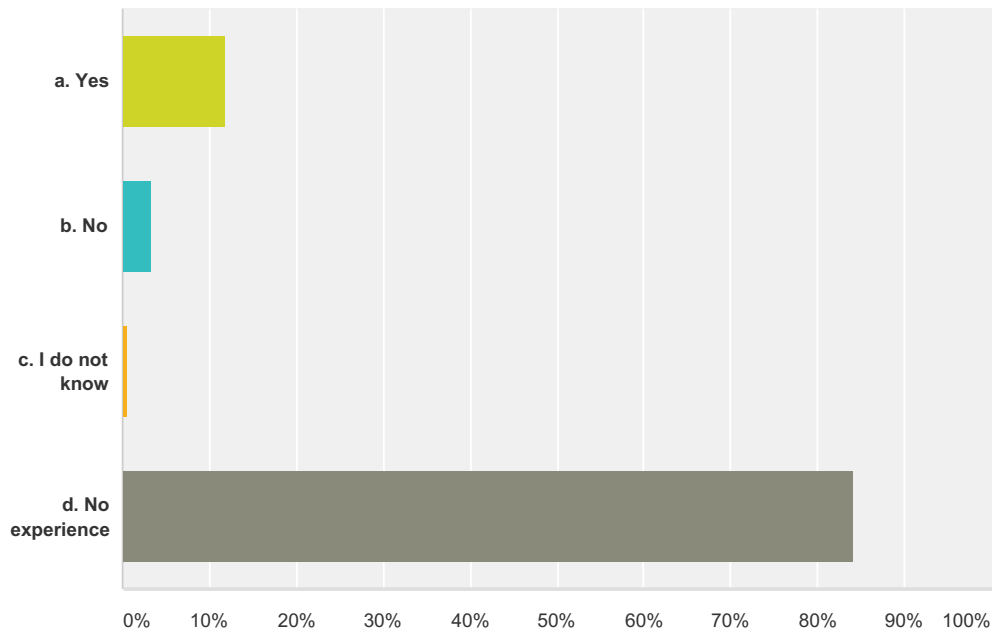


Answer Choices	Responses
a. stranger	2.61% 17
b. family member	0.15% 1
c. acquaintance	4.61% 30
d. coworker	0.46% 3
e. employer / supervisor	0.15% 1

f. college professor/instructor	0.15%	1
g. college staff	0.15%	1
h. non-romantic friend	2.92%	19
i. casual or first date	2.30%	15
j. current romantic partner	0.77%	5
k. ex-romantic partner	1.54%	10
l. other (specify) _____	0.15%	1
m. No experience	84.02%	547
<b>Total</b>		<b>651</b>

### Q26 Was this person a student at Gustavus?

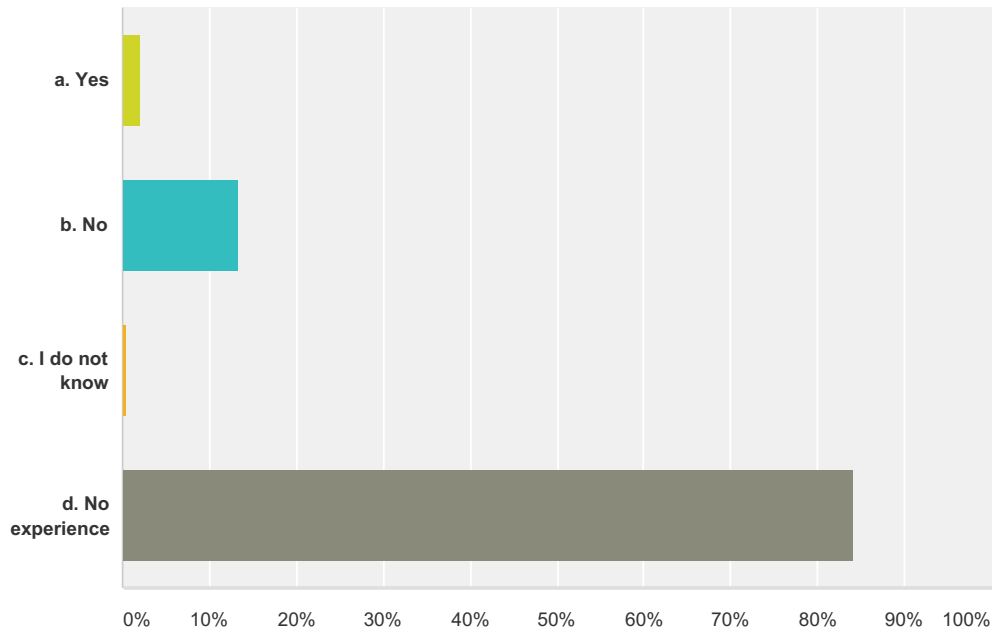
Answered: 652 Skipped: 250



Answer Choices	Responses	Count
a. Yes	11.96%	78
b. No	3.37%	22
c. I do not know	0.61%	4
d. No experience	84.05%	548
<b>Total</b>		<b>652</b>

### Q27 Was this person affiliated with Gustavus, as an employee, staff, or faculty member?

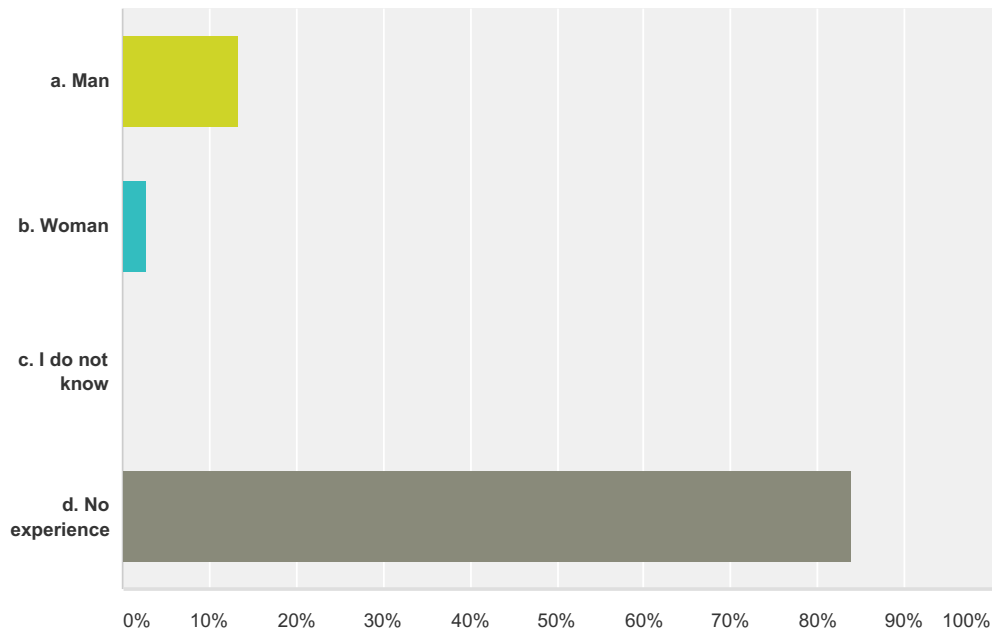
Answered: 653 Skipped: 249



Answer Choices	Responses
a. Yes	1.99% 13
b. No	13.32% 87
c. I do not know	0.46% 3
d. No experience	84.23% 550
<b>Total</b>	<b>653</b>

### Q28 What was the gender of the individual who did this to you?

Answered: 648 Skipped: 254



Answer Choices	Responses
a. Man	13.27% 86
b. Woman	2.78% 18
c. I do not know	0.00% 0
d. No experience	83.95% 544
<b>Total</b>	<b>648</b>

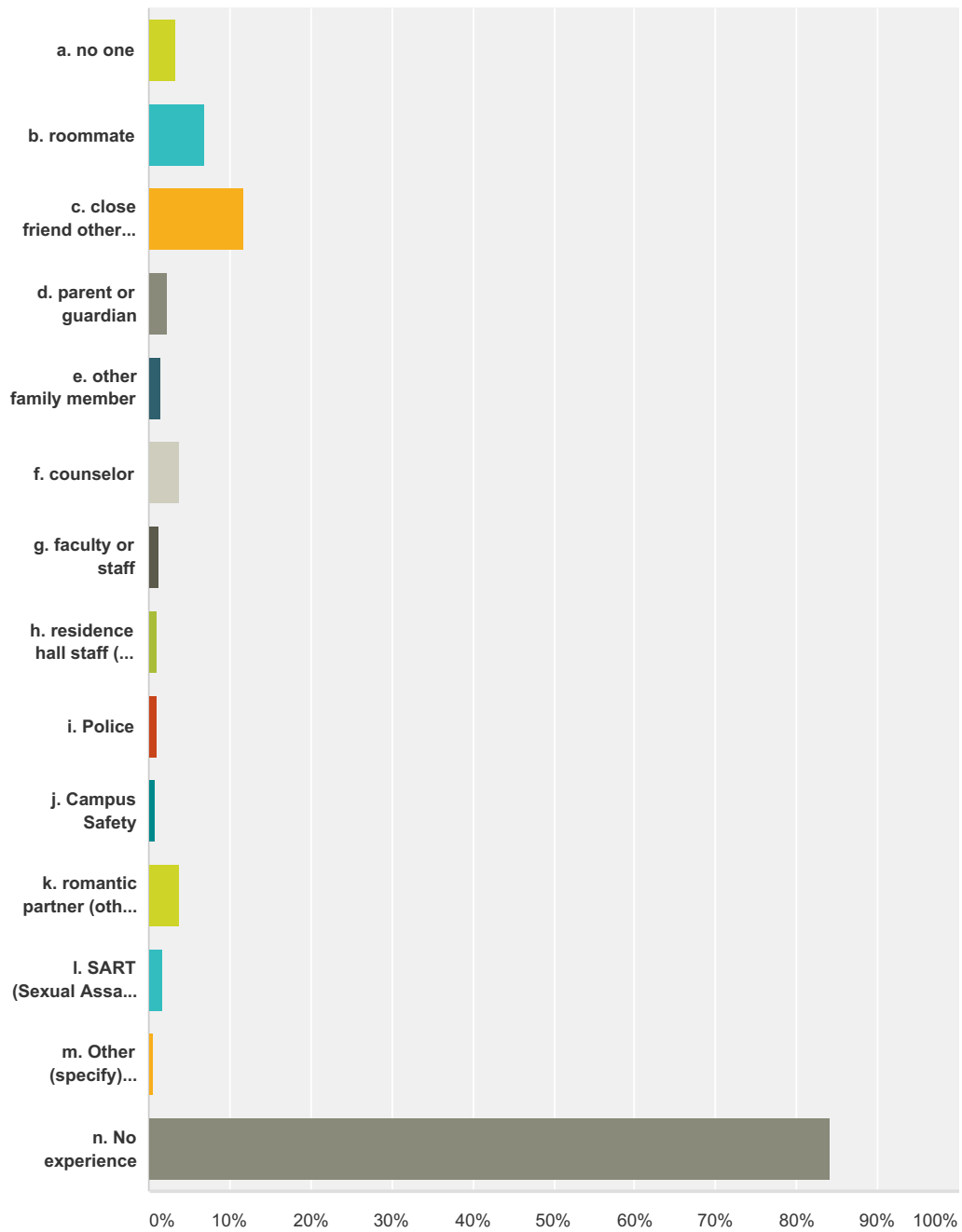
**Q29 Where did the incident occur? (Fill in ALL that apply)**

Answered: 347 Skipped: 555

Answer Choices	Responses	
Off campus (please specify location):	10.95%	38
On campus (please specify location):	14.99%	52
Other location (please specify location):	2.31%	8
I was not involved with any incident / not applicable:	75.22%	261

### Q30 Who did you tell about the incident? (Mark ALL that apply)

Answered: 648 Skipped: 254



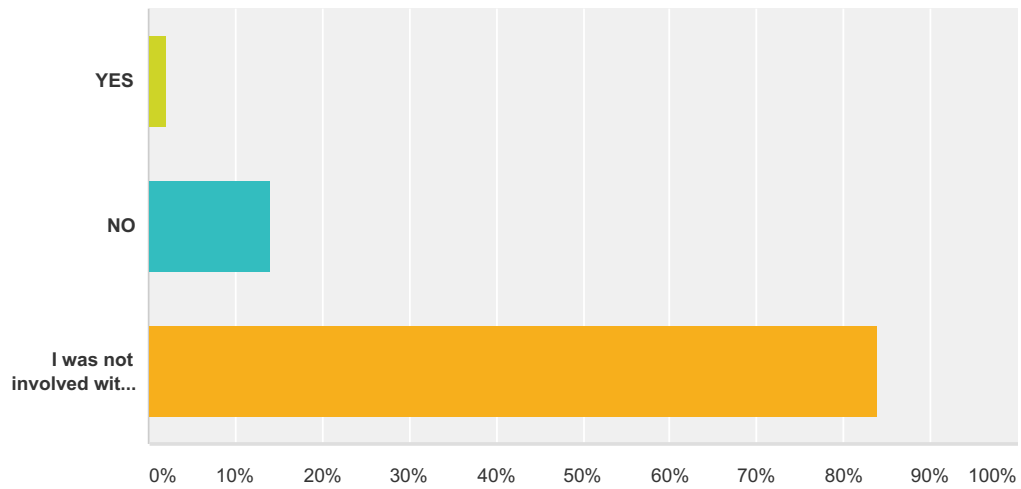
Answer Choices	Responses
a. no one	3.40% 22
b. roommate	6.94% 45
c. close friend other than roommate	11.73% 76
d. parent or guardian	2.31% 15



e. other family member	1.39%	9
f. counselor	3.70%	24
g. faculty or staff	1.23%	8
h. residence hall staff (CF, Area Coordinator)	1.08%	7
i. Police	1.08%	7
j. Campus Safety	0.77%	5
k. romantic partner (other than the one who did this to you)	3.86%	25
l. SART (Sexual Assault Response Team)	1.70%	11
m. Other (specify) _____	0.62%	4
n. No experience	84.10%	545
<b>Total Respondents: 648</b>		

### Q31 Did you use the formal procedures to report the incident(s)?

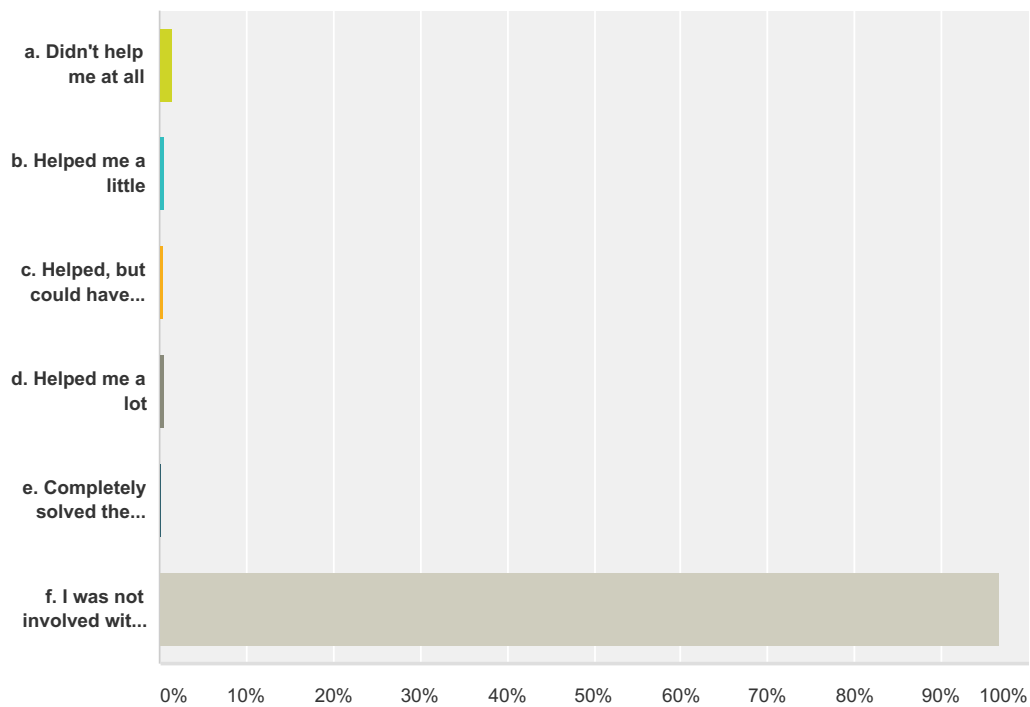
Answered: 647 Skipped: 255



Answer Choices	Responses
YES	2.16% 14
NO	13.91% 90
I was not involved with any incident/Not Applicable	83.93% 543
<b>Total</b>	<b>647</b>

### Q32 If yes, did the college formal procedures help you deal with the problem?

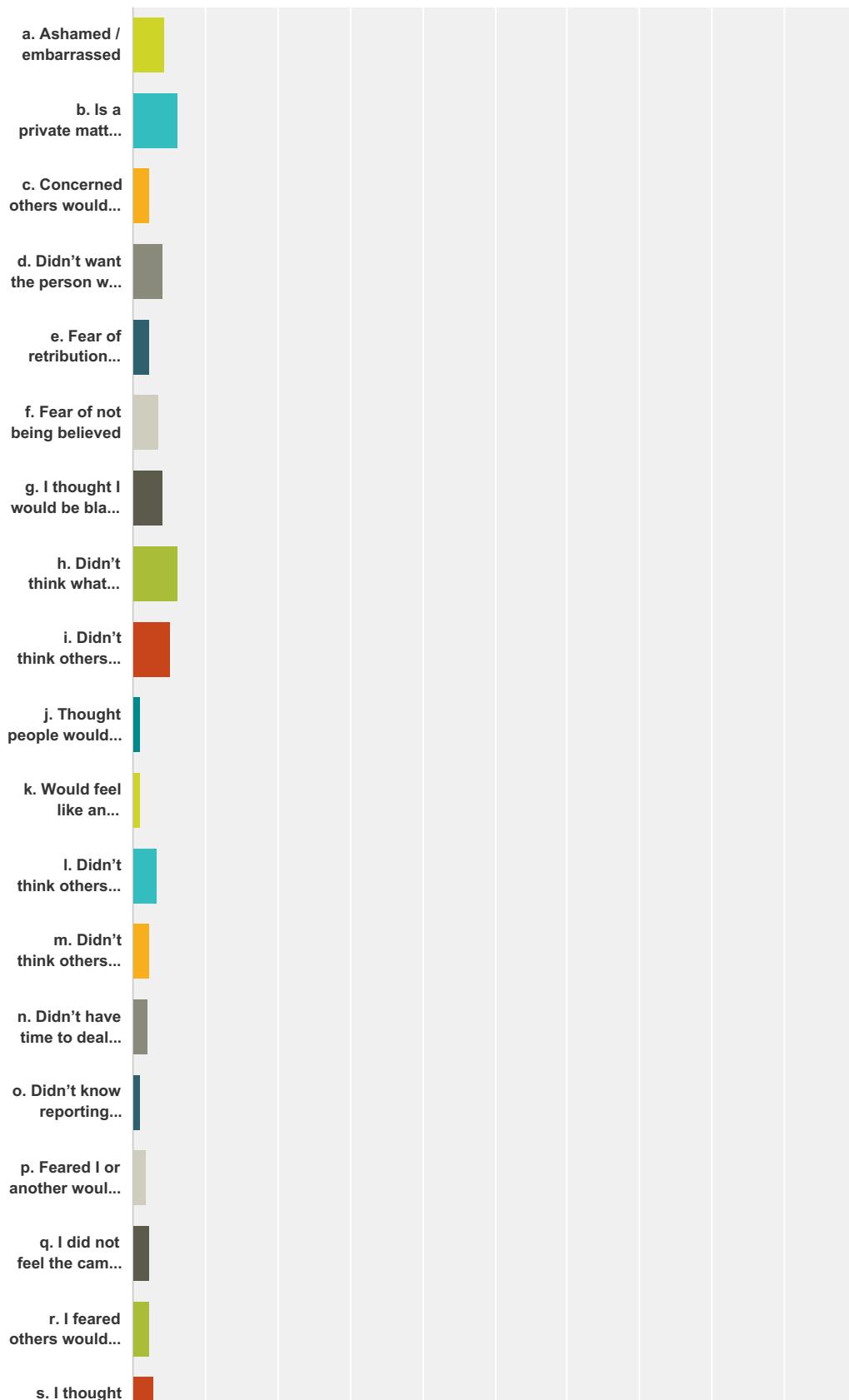
Answered: 629 Skipped: 273

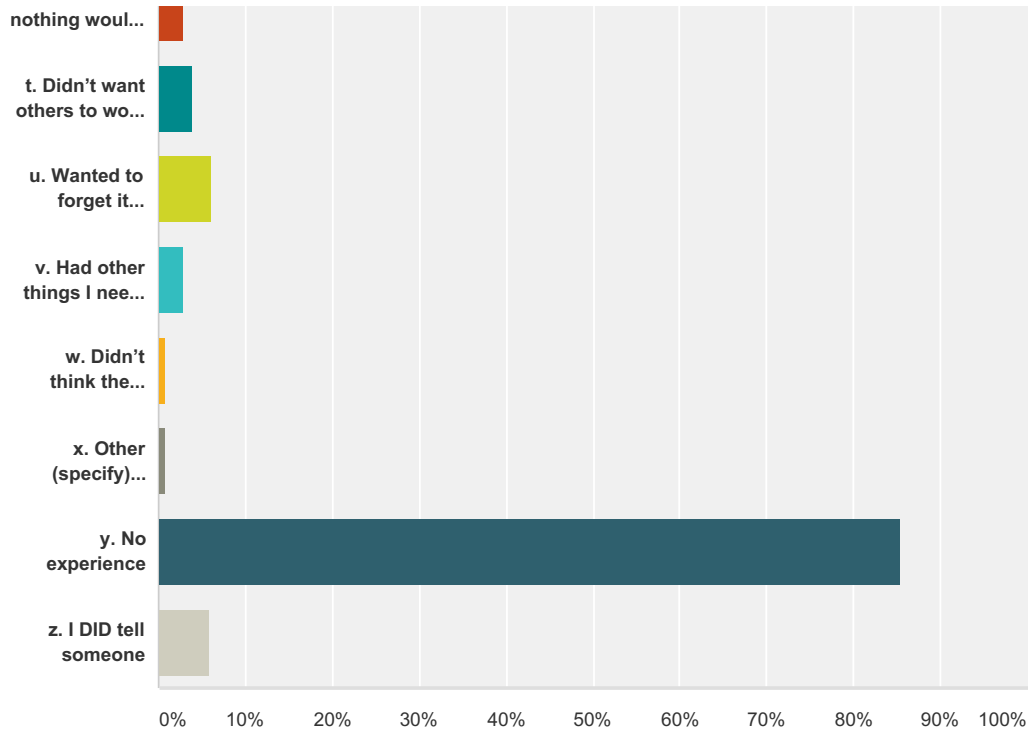


Answer Choices	Responses
a. Didn't help me at all	1.43% 9
b. Helped me a little	0.64% 4
c. Helped, but could have helped more	0.48% 3
d. Helped me a lot	0.64% 4
e. Completely solved the problem	0.16% 1
f. I was not involved with any incident/Not Applicable	96.66% 608
<b>Total</b>	<b>629</b>

### Q33 If you did not tell anyone, why? (Mark ALL that apply)

Answered: 633 Skipped: 269



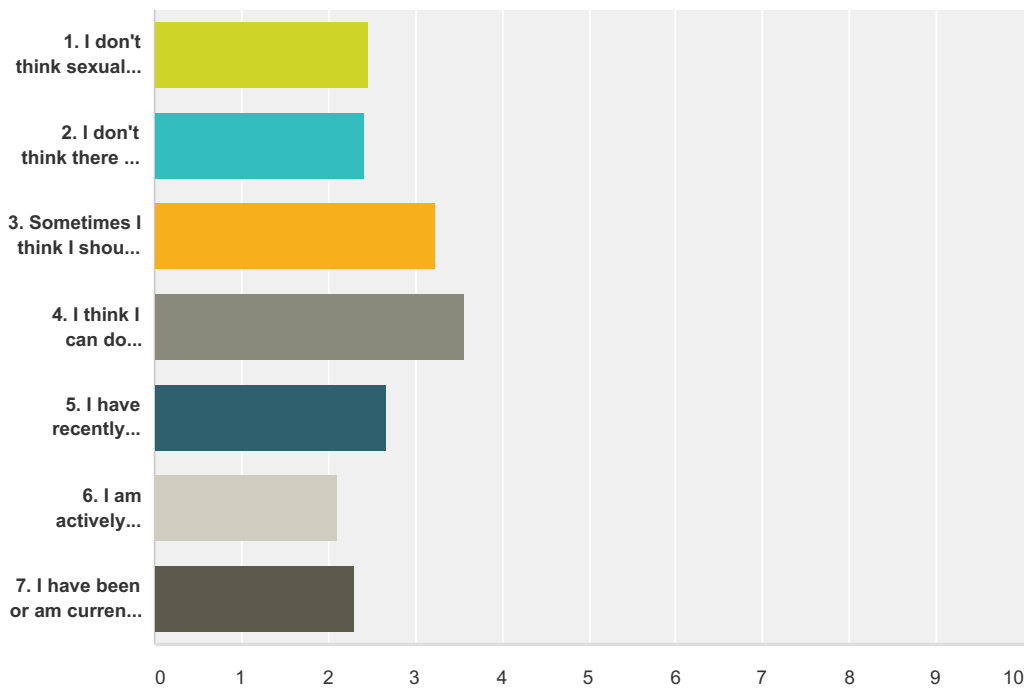


Answer Choices	Responses
a. Ashamed / embarrassed	4.42% 28
b. Is a private matter – wanted to deal with it on own	6.32% 40
c. Concerned others would find out	2.21% 14
d. Didn't want the person who did it to get in trouble	4.11% 26
e. Fear of retribution from the person who did it	2.37% 15
f. Fear of not being believed	3.63% 23
g. I thought I would be blamed for what happened	4.11% 26
h. Didn't think what happened was serious enough to talk about	6.32% 40
i. Didn't think others would think it was serious	5.21% 33
j. Thought people would try to tell me what to do	1.11% 7
k. Would feel like an admission of failure	0.95% 6
l. Didn't think others would think it was important	3.32% 21
m. Didn't think others would understand	2.21% 14
n. Didn't have time to deal with it due to academics, work, etc.	2.05% 13
o. Didn't know reporting procedure on campus	1.11% 7
p. Feared I or another would be punished for infractions or violations (such as underage drinking)	1.90% 12
q. I did not feel the campus leadership would solve my problems	2.21% 14
r. I feared others would harass me or react negatively toward me	2.21% 14

s. I thought nothing would be done	2.84%	18
t. Didn't want others to worry about me	3.95%	25
u. Wanted to forget it happened	6.00%	38
v. Had other things I needed to focus on and was concerned about (classes, work)	3.00%	19
w. Didn't think the school would do anything about my report.	0.79%	5
x. Other (specify) _____	0.79%	5
y. No experience	85.31%	540
z. I DID tell someone	5.85%	37
<b>Total Respondents: 633</b>		

**Q34 Sexual violence refers to a range of behaviors that are unwanted by the recipient and include remarks about physical appearance; persistent sexual advances that are undesired by the recipient; unwanted touching; and unwanted oral, anal, or vaginal penetration or attempted penetration. These behaviors could be initiated by someone known or unknown to the recipient, including someone they are in a relationship with. Please read the following statements and circle the number that indicates how true each is of you.**

Answered: 649 Skipped: 253



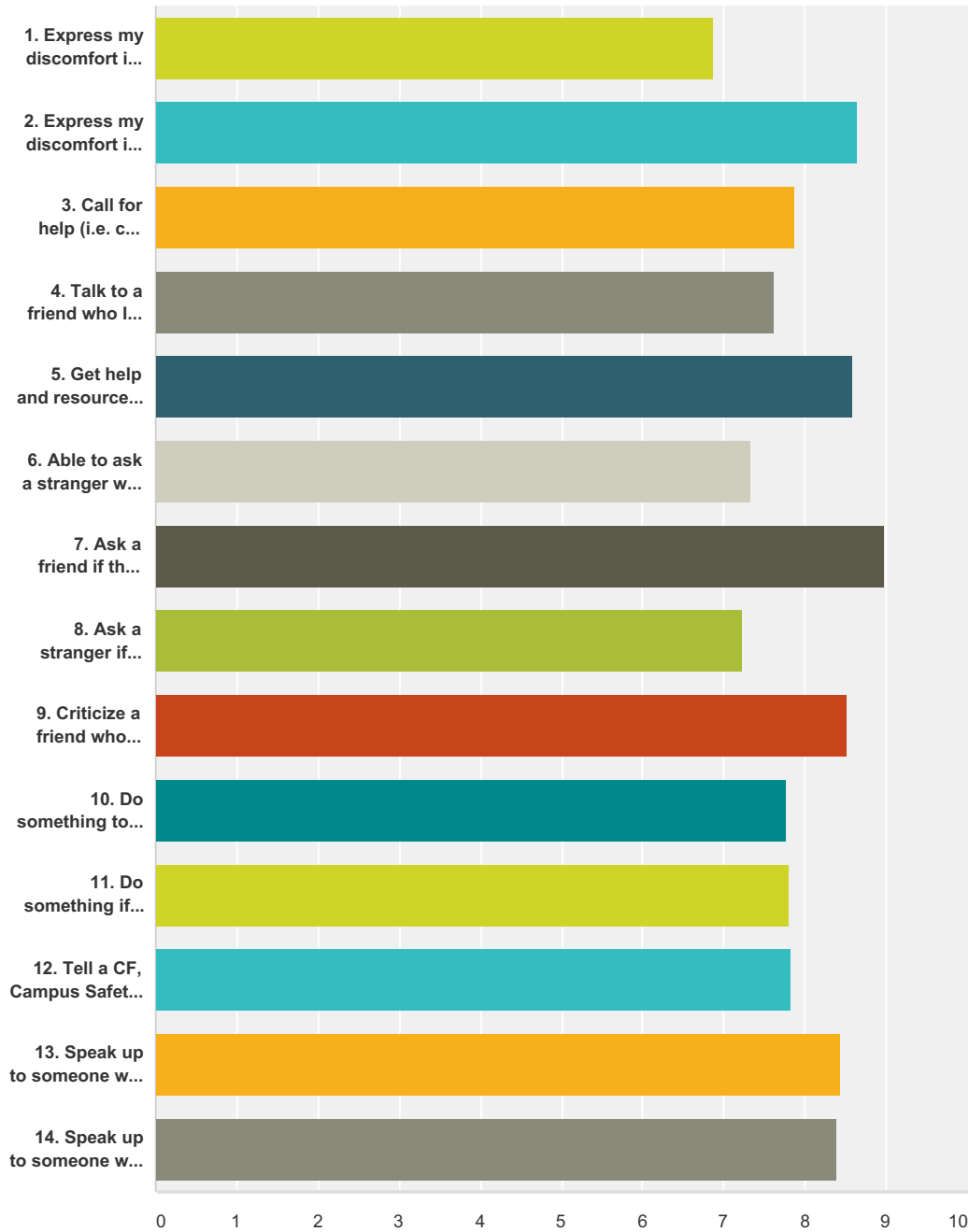
	1. Strongly disagree/ Not all true	2	3	4	5. Strongly agree/Very much true	Total	Weighted Average
1. I don't think sexual violence is a problem on this campus.	24.85% 161	27.93% 181	28.09% 182	15.12% 98	4.01% 26	648	2.46
2. I don't think there is much I can do about sexual violence on campus.	18.18% 118	38.67% 251	28.20% 183	13.25% 86	1.69% 11	649	2.42
3. Sometimes I think I should learn more about sexual violence.	5.89% 38	17.67% 114	33.18% 214	33.49% 216	9.77% 63	645	3.24

4. I think I can do something about sexual violence.	<b>2.32%</b> 15	<b>12.06%</b> 78	<b>29.06%</b> 188	<b>40.65%</b> 263	<b>15.92%</b> 103	647	3.56
5. I have recently attended a program about sexual violence.	<b>31.42%</b> 202	<b>21.46%</b> 138	<b>11.51%</b> 74	<b>18.82%</b> 121	<b>16.80%</b> 108	643	2.68
6. I am actively involved in projects to deal with sexual violence on campus.	<b>44.60%</b> 289	<b>24.38%</b> 158	<b>14.35%</b> 93	<b>8.80%</b> 57	<b>7.87%</b> 51	648	2.11
7. I have been or am currently involved in ongoing efforts to end sexual violence on campus.	<b>38.83%</b> 252	<b>22.80%</b> 148	<b>17.57%</b> 114	<b>12.48%</b> 81	<b>8.32%</b> 54	649	2.29



**Q35 Please read each of the following behaviors. Indicate in the column how confident you are that you could do them. Rate your degree of confidence by checking a number from 1-10 using the scale given below:**

Answered: 615 Skipped: 287



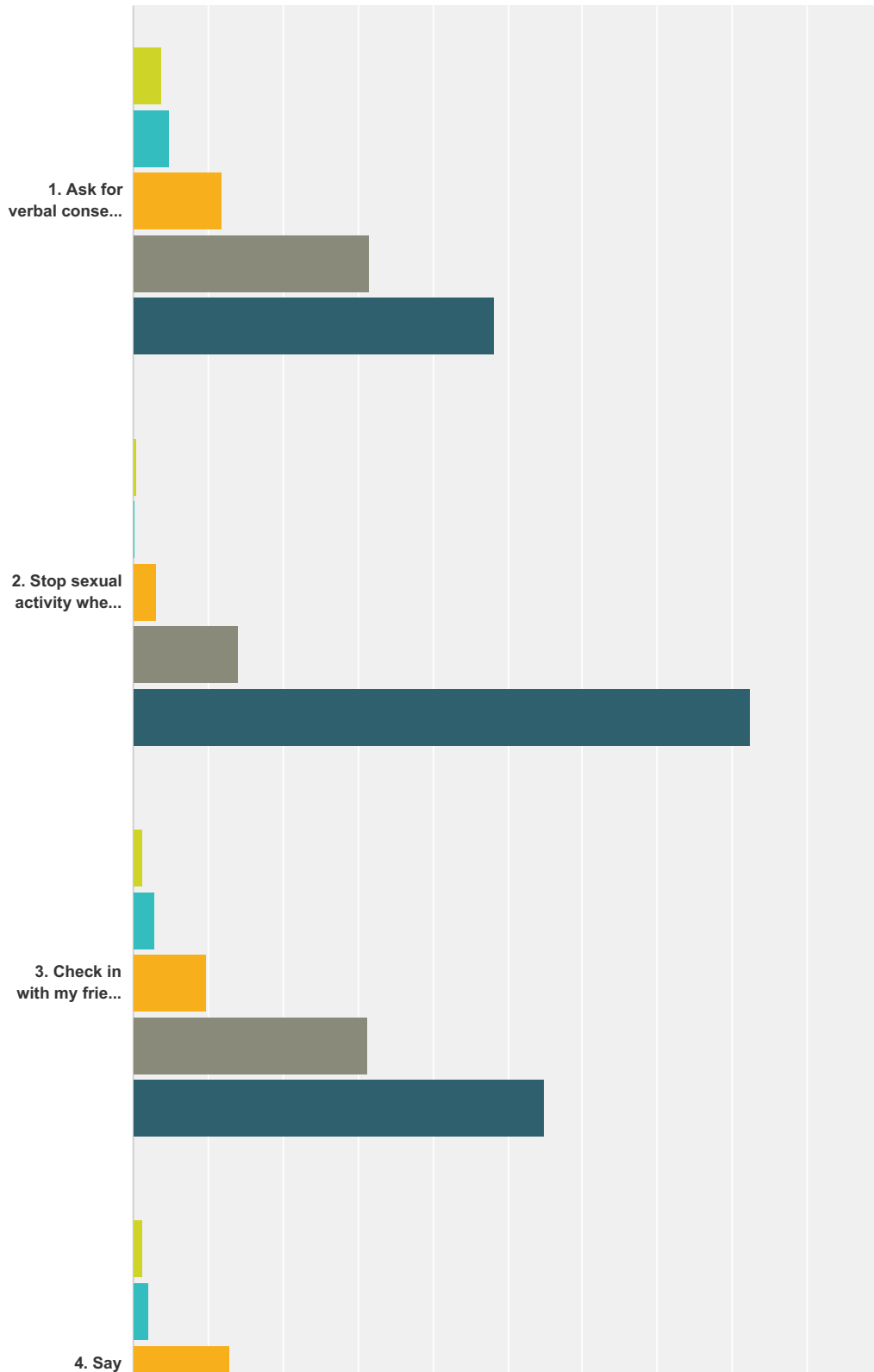
1 - Can't do	2	3 - Slightly Confident	4	5 - Somewhat Confident	6	7	8 - Pretty Confident	9	10 - Very Confident	Total	Weighted Average

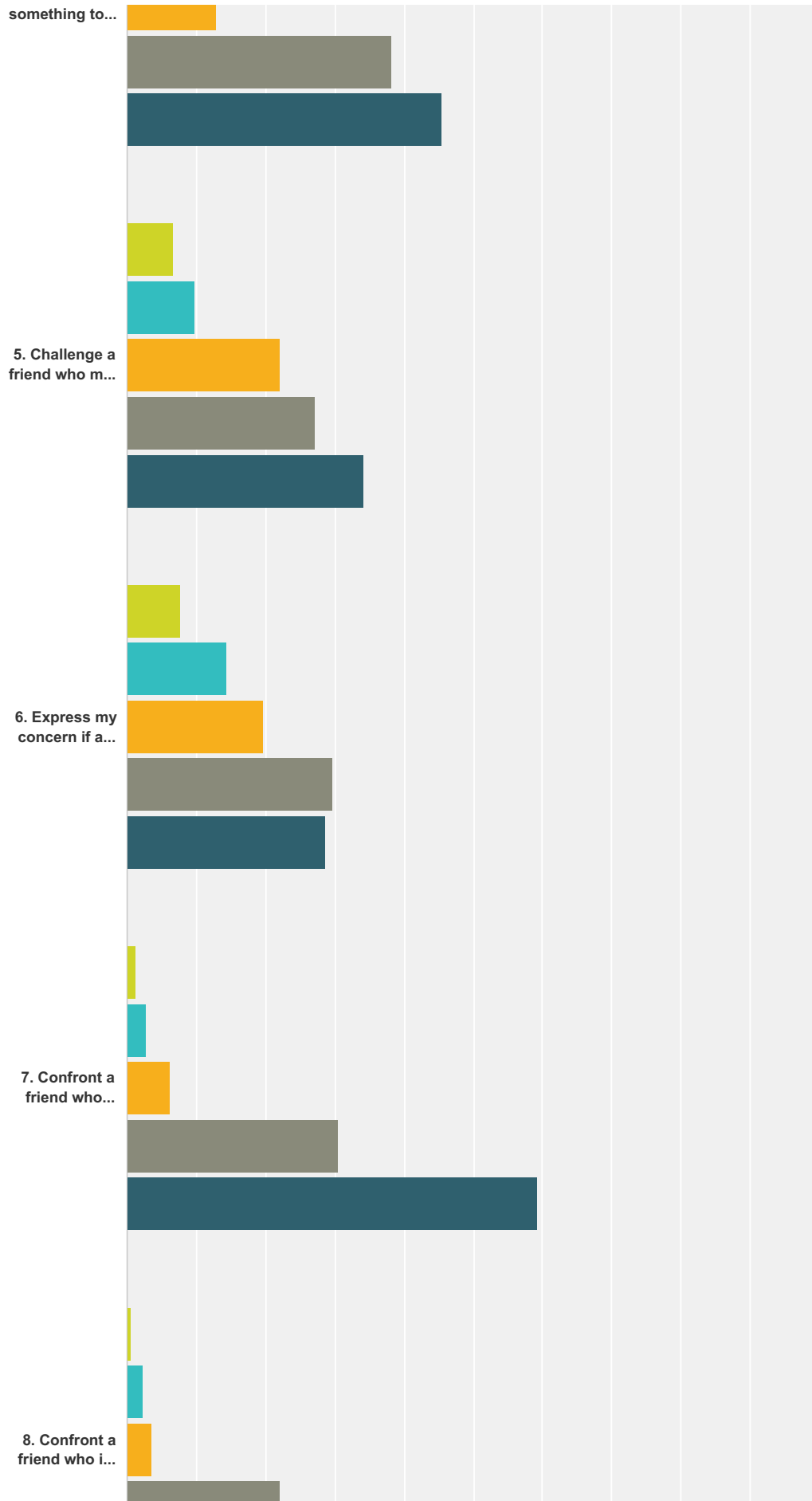
1. Express my discomfort if someone makes a joke about a woman's body.	<b>2.13%</b> 13	<b>3.44%</b> 21	<b>8.35%</b> 51	<b>3.11%</b> 19	<b>15.55%</b> 95	<b>6.87%</b> 42	<b>8.84%</b> 54	<b>25.37%</b> 155	<b>8.18%</b> 50	<b>18.17%</b> 111	611	6.86
2. Express my discomfort if someone says that rape victims are to blame for being raped.	<b>1.47%</b> 9	<b>2.12%</b> 13	<b>1.80%</b> 11	<b>2.45%</b> 15	<b>3.43%</b> 21	<b>2.29%</b> 14	<b>4.25%</b> 26	<b>13.07%</b> 80	<b>13.73%</b> 84	<b>55.39%</b> 339	612	8.64
3. Call for help (i.e. call 911) if I hear someone in my dorm yelling "help."	<b>0.82%</b> 5	<b>0.65%</b> 4	<b>3.11%</b> 19	<b>4.42%</b> 27	<b>9.66%</b> 59	<b>5.73%</b> 35	<b>7.04%</b> 43	<b>22.09%</b> 135	<b>14.40%</b> 88	<b>32.08%</b> 196	611	7.88
4. Talk to a friend who I suspect is in a sexually abusive relationship.	<b>0.65%</b> 4	<b>1.80%</b> 11	<b>3.60%</b> 22	<b>2.78%</b> 17	<b>9.49%</b> 58	<b>7.69%</b> 47	<b>11.78%</b> 72	<b>25.37%</b> 155	<b>11.78%</b> 72	<b>25.04%</b> 153	611	7.62
5. Get help and resources for a friend who tells me they have been raped.	<b>0.33%</b> 2	<b>0.82%</b> 5	<b>1.15%</b> 7	<b>1.96%</b> 12	<b>5.40%</b> 33	<b>4.42%</b> 27	<b>4.75%</b> 29	<b>20.46%</b> 125	<b>14.24%</b> 87	<b>46.48%</b> 284	611	8.57
6. Able to ask a stranger who looks very upset at a party if they are ok or need help.	<b>0.82%</b> 5	<b>3.28%</b> 20	<b>6.57%</b> 40	<b>4.11%</b> 25	<b>9.36%</b> 57	<b>6.90%</b> 42	<b>11.49%</b> 70	<b>20.20%</b> 123	<b>13.46%</b> 82	<b>23.81%</b> 145	609	7.33
7. Ask a friend if they need to be walked home from a party.	<b>0.16%</b> 1	<b>0.65%</b> 4	<b>0.65%</b> 4	<b>1.14%</b> 7	<b>2.28%</b> 14	<b>4.23%</b> 26	<b>4.07%</b> 25	<b>14.01%</b> 86	<b>15.15%</b> 93	<b>57.65%</b> 354	614	8.98
8. Ask a stranger if they need to be walked home from a party.	<b>2.30%</b> 14	<b>3.29%</b> 20	<b>5.26%</b> 32	<b>4.77%</b> 29	<b>10.36%</b> 63	<b>7.73%</b> 47	<b>10.03%</b> 61	<b>18.75%</b> 114	<b>15.30%</b> 93	<b>22.20%</b> 135	608	7.22
9. Criticize a friend who tells me that they had sex with someone who was passed out or who didn't give consent.	<b>3.27%</b> 20	<b>1.14%</b> 7	<b>2.12%</b> 13	<b>1.47%</b> 9	<b>3.43%</b> 21	<b>3.43%</b> 21	<b>4.90%</b> 30	<b>13.89%</b> 85	<b>13.07%</b> 80	<b>53.27%</b> 326	612	8.51

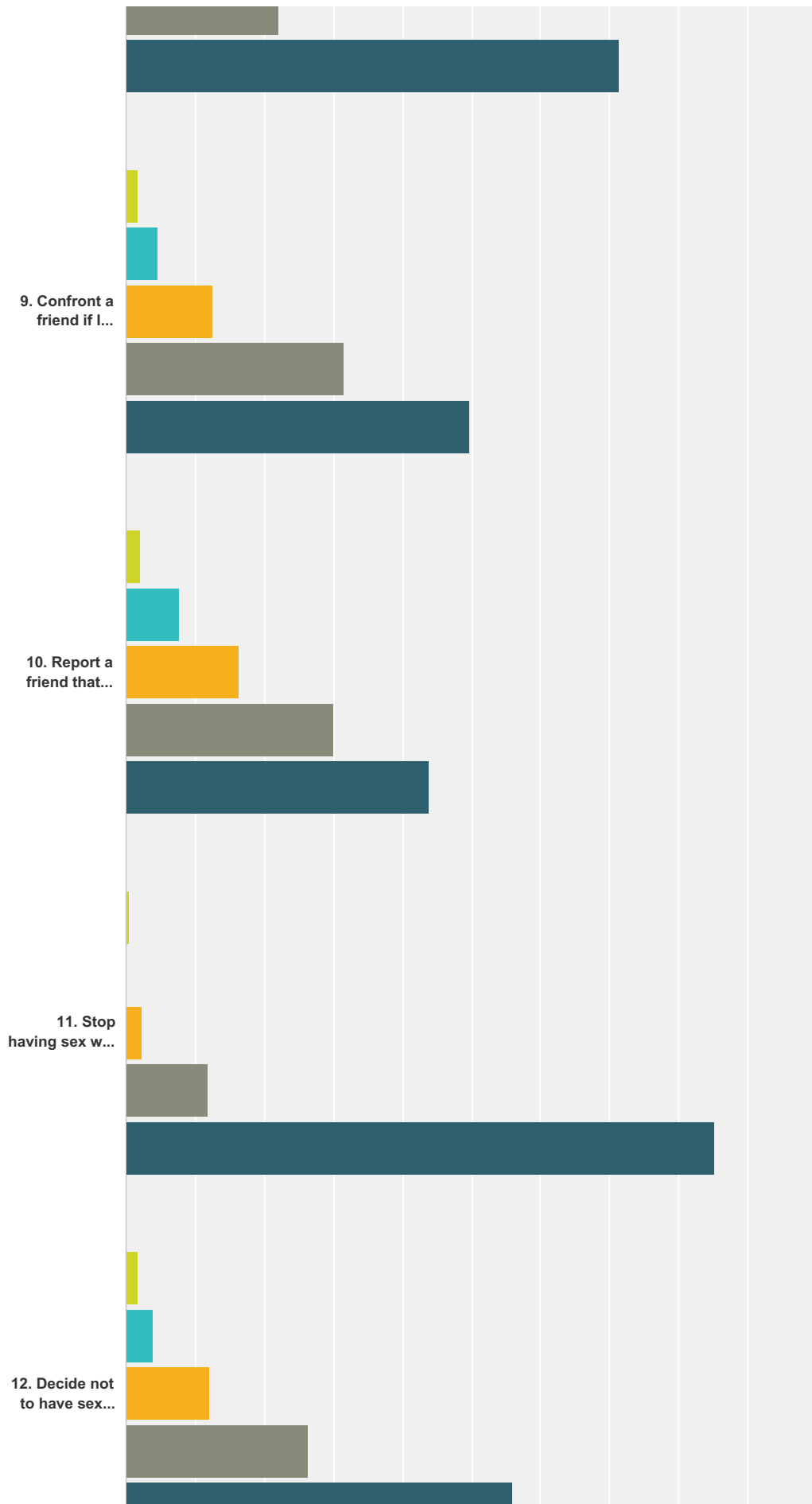
10. Do something to help a very drunk person who is being taken to a bedroom by a group of people at a party.	<b>0.49%</b> 3	<b>2.30%</b> 14	<b>4.11%</b> 25	<b>4.11%</b> 25	<b>5.91%</b> 36	<b>8.70%</b> 53	<b>9.52%</b> 58	<b>20.69%</b> 126	<b>12.48%</b> 76	<b>31.69%</b> 193	609	7.77
11. Do something if I see a woman surrounded by a group of men at a party who looks very uncomfortable.	<b>0.49%</b> 3	<b>2.62%</b> 16	<b>3.93%</b> 24	<b>2.45%</b> 15	<b>6.38%</b> 39	<b>7.69%</b> 47	<b>11.13%</b> 68	<b>20.95%</b> 128	<b>14.89%</b> 91	<b>29.46%</b> 180	611	7.80
12. Tell a CF, Campus Safety, or other campus authority about information I have that might help in a sexual assault case even if pressured by my peers to stay silent.	<b>1.47%</b> 9	<b>1.15%</b> 7	<b>2.45%</b> 15	<b>3.27%</b> 20	<b>9.66%</b> 59	<b>7.20%</b> 44	<b>7.86%</b> 48	<b>22.26%</b> 136	<b>13.58%</b> 83	<b>31.10%</b> 190	611	7.82
13. Speak up to someone who is making excuses for forcing someone to have sex with them.	<b>0.49%</b> 3	<b>0.82%</b> 5	<b>1.97%</b> 12	<b>2.30%</b> 14	<b>3.94%</b> 24	<b>5.09%</b> 31	<b>7.22%</b> 44	<b>20.20%</b> 123	<b>16.26%</b> 99	<b>41.71%</b> 254	609	8.43
14. Speak up to someone who is making excuses for having sex with someone who is unable to give full consent.	<b>0.66%</b> 4	<b>0.82%</b> 5	<b>1.64%</b> 10	<b>3.13%</b> 19	<b>4.44%</b> 27	<b>4.44%</b> 27	<b>7.89%</b> 48	<b>19.24%</b> 117	<b>16.28%</b> 99	<b>41.45%</b> 252	608	8.39

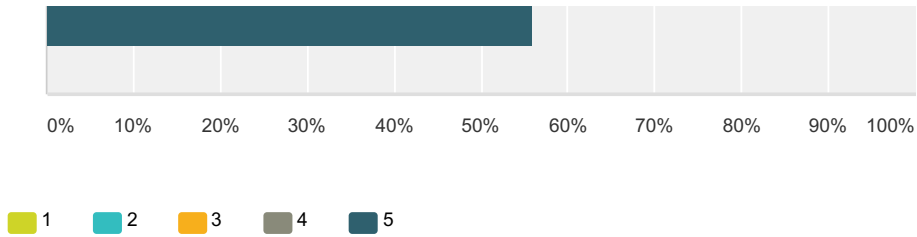
**Q36 Please indicate how likely you are to engage in each of the following behaviors using this scale (1 being Not Likely and 5 being Extremely likely):**

Answered: 606 Skipped: 296





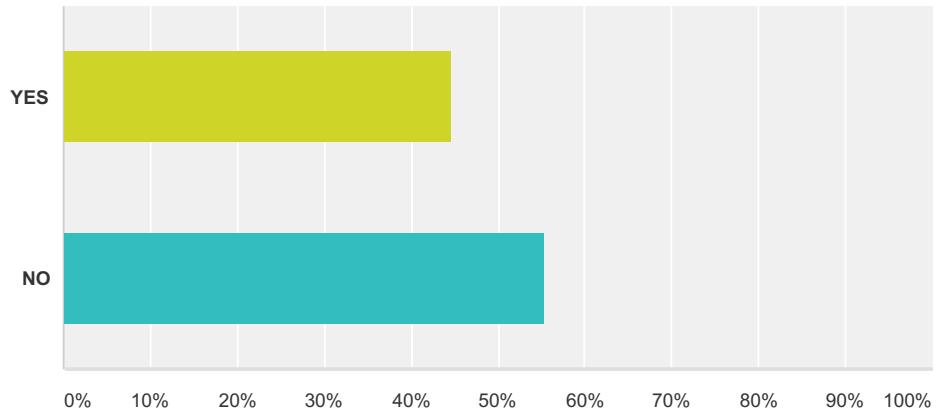




	1	2	3	4	5	Total
1. Ask for verbal consent when I am intimate with my partner, even if we are in a long-term relationship.	3.66% 22	4.83% 29	11.81% 71	31.45% 189	48.25% 290	601
2. Stop sexual activity when asked to, even if I am already sexually aroused.	0.33% 2	0.17% 1	3.16% 19	13.95% 84	82.39% 496	602
3. Check in with my friend who looks drunk when they go to a room with someone else at a party.	1.16% 7	2.82% 17	9.80% 59	31.23% 188	54.98% 331	602
4. Say something to my friend who is taking a drunk person back to their room at a party.	1.16% 7	2.16% 13	12.96% 78	38.21% 230	45.51% 274	602
5. Challenge a friend who made a sexist joke.	6.64% 40	9.80% 59	22.09% 133	27.24% 164	34.22% 206	602
6. Express my concern if a family member makes a sexist joke.	7.67% 46	14.33% 86	19.67% 118	29.67% 178	28.67% 172	600
7. Confront a friend who plans to give someone alcohol to get sex.	1.33% 8	2.66% 16	6.32% 38	30.45% 183	59.23% 356	601
8. Confront a friend who is hooking up with someone who was passed out.	0.66% 4	2.32% 14	3.48% 21	22.22% 134	71.31% 430	603
9. Confront a friend if I hear rumors that they forced sex on someone.	1.66% 10	4.64% 28	12.44% 75	31.51% 190	49.75% 300	603
10. Report a friend that committed a rape.	2.17% 13	7.68% 46	16.36% 98	30.05% 180	43.74% 262	599
11. Stop having sex with a partner if they say to stop, even if it started consensually.	0.50% 3	0.00% 0	2.33% 14	12.00% 72	85.17% 511	600
12. Decide not to have sex with a partner if they are drunk.	1.67% 10	4.01% 24	12.21% 73	26.25% 157	55.85% 334	598

**Q37 Please answer the following questions based on your experiences: Since the start of the current academic year, I have had a friend or acquaintance tell me that they were the victim of an unwanted sexual experience.**

Answered: 619 Skipped: 283

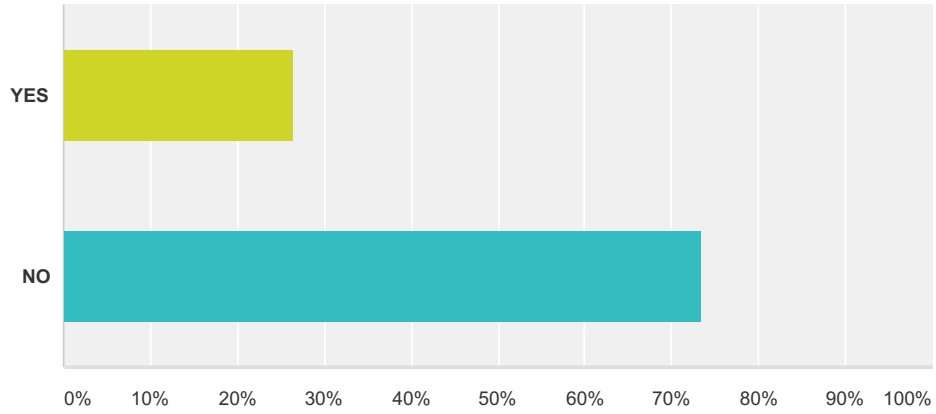


Answer Choices	Responses
YES	44.75% 277
NO	55.25% 342
<b>Total</b>	<b>619</b>



**Q38 Since the start of the current academic year, I have observed a situation that I believe was, or could have led to, a sexual assault.**

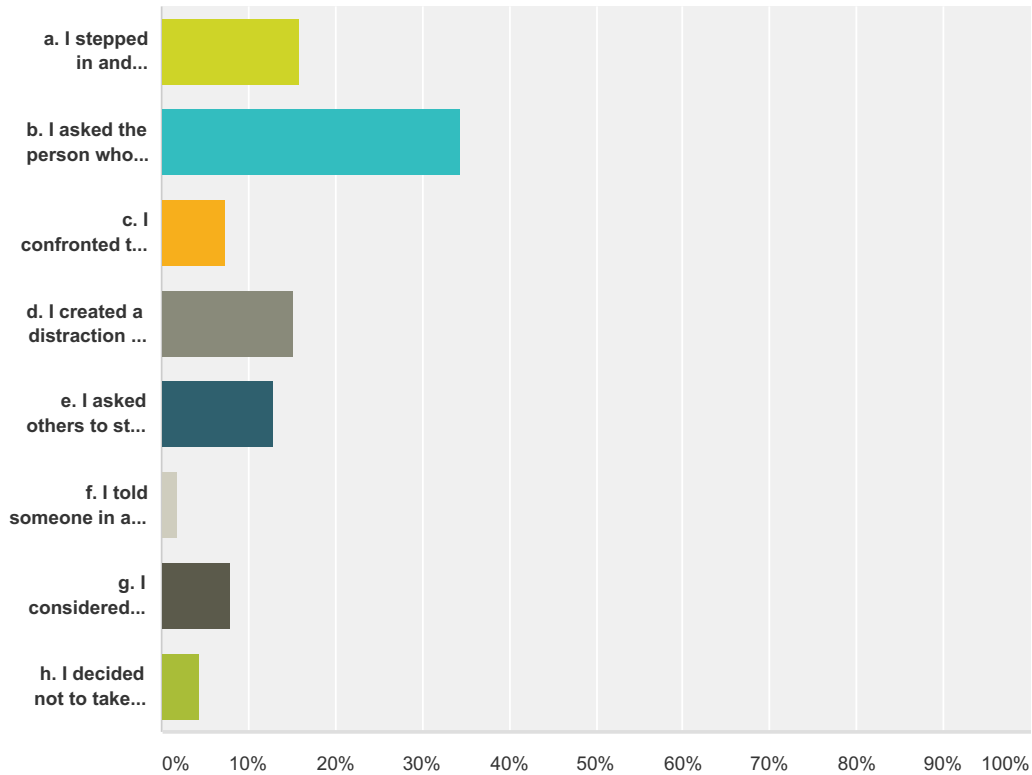
Answered: 619 Skipped: 283



Answer Choices	Responses	
YES	26.49%	164
NO	73.51%	455
<b>Total</b>		<b>619</b>

**Q39 (If you answered YES to #43) In response to observing a situation you believe was or could have led to a sexual assault: (Select the one response that most closely resembles your actions)**

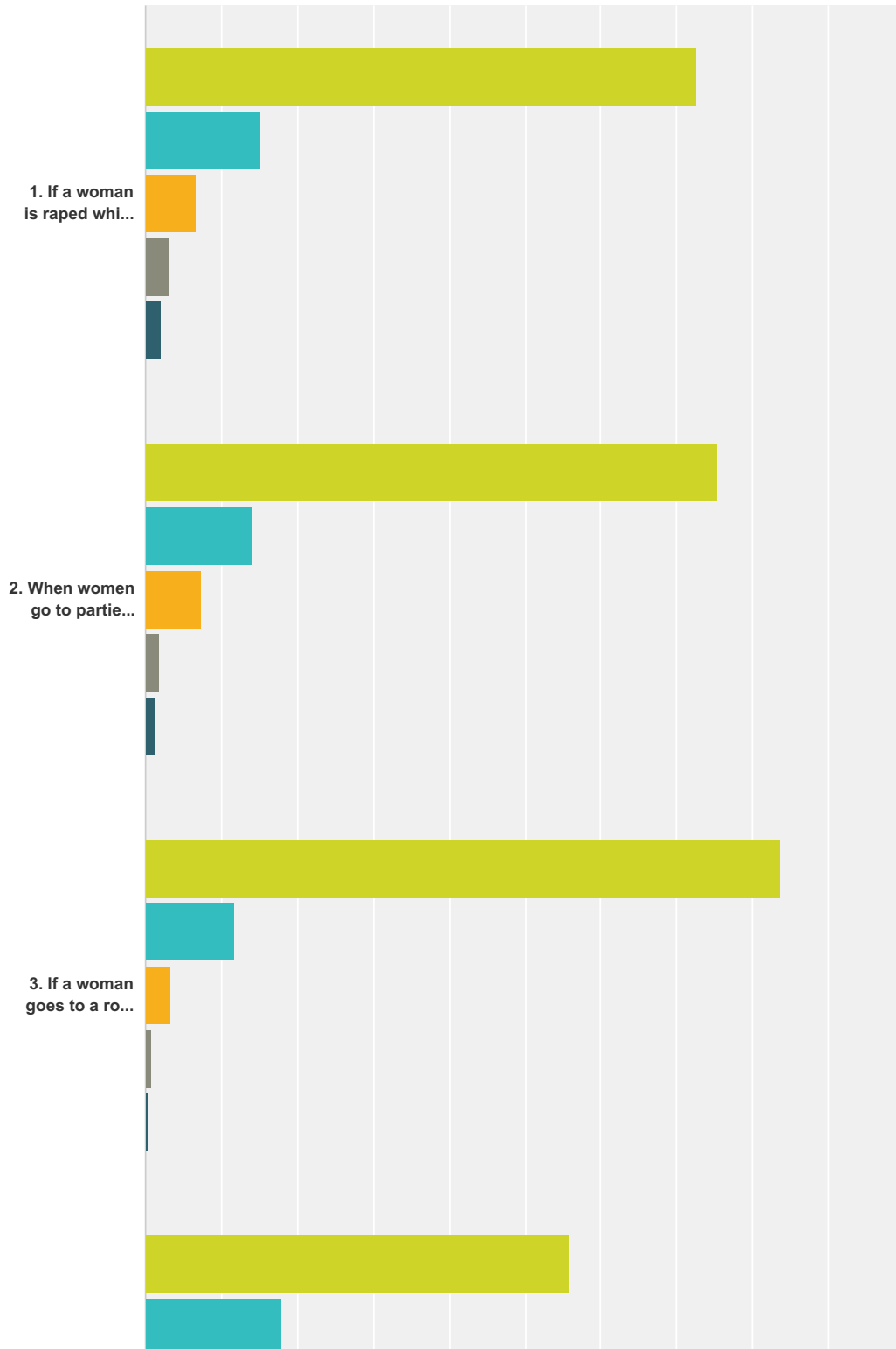
Answered: 163 Skipped: 739

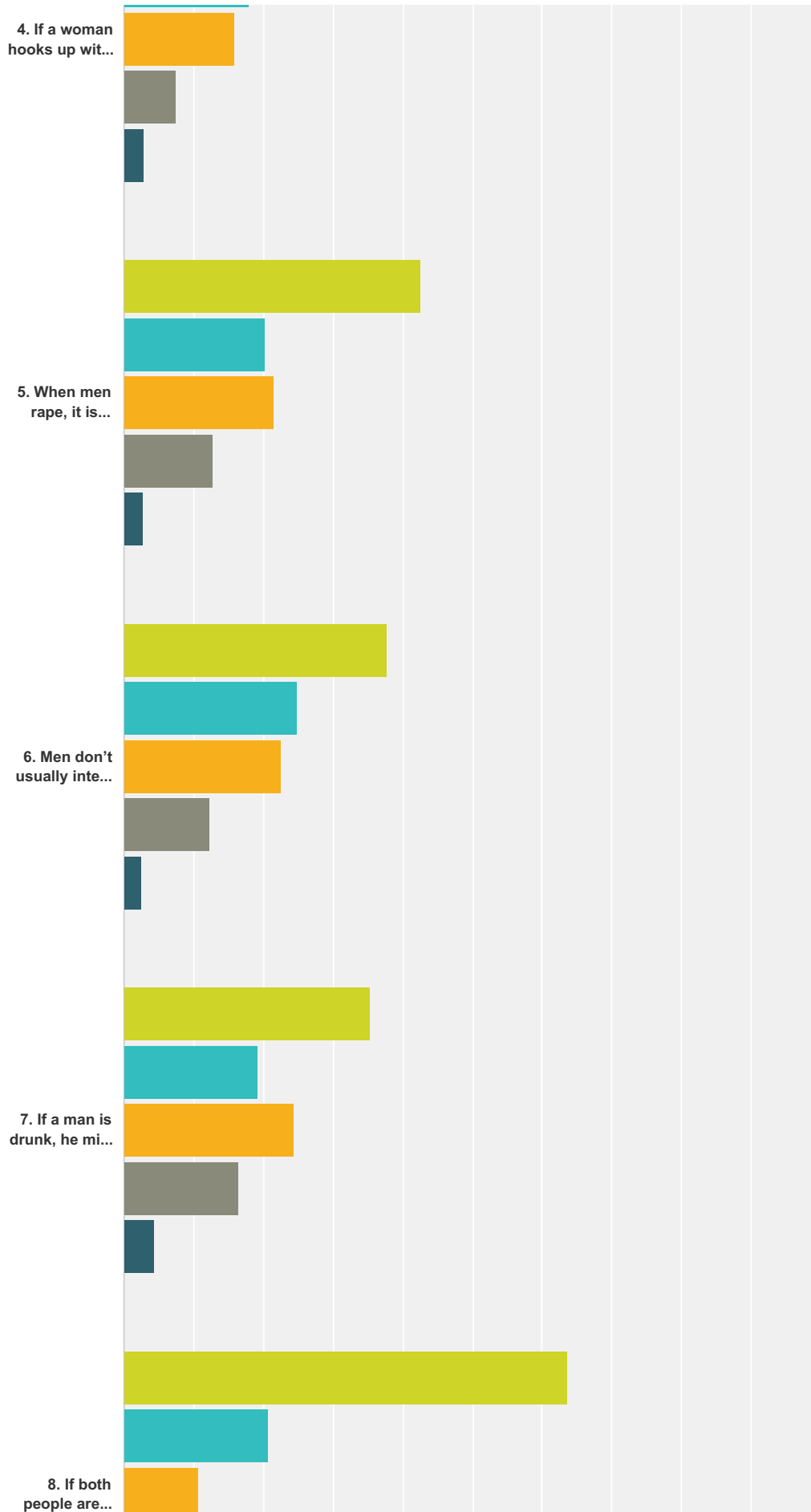


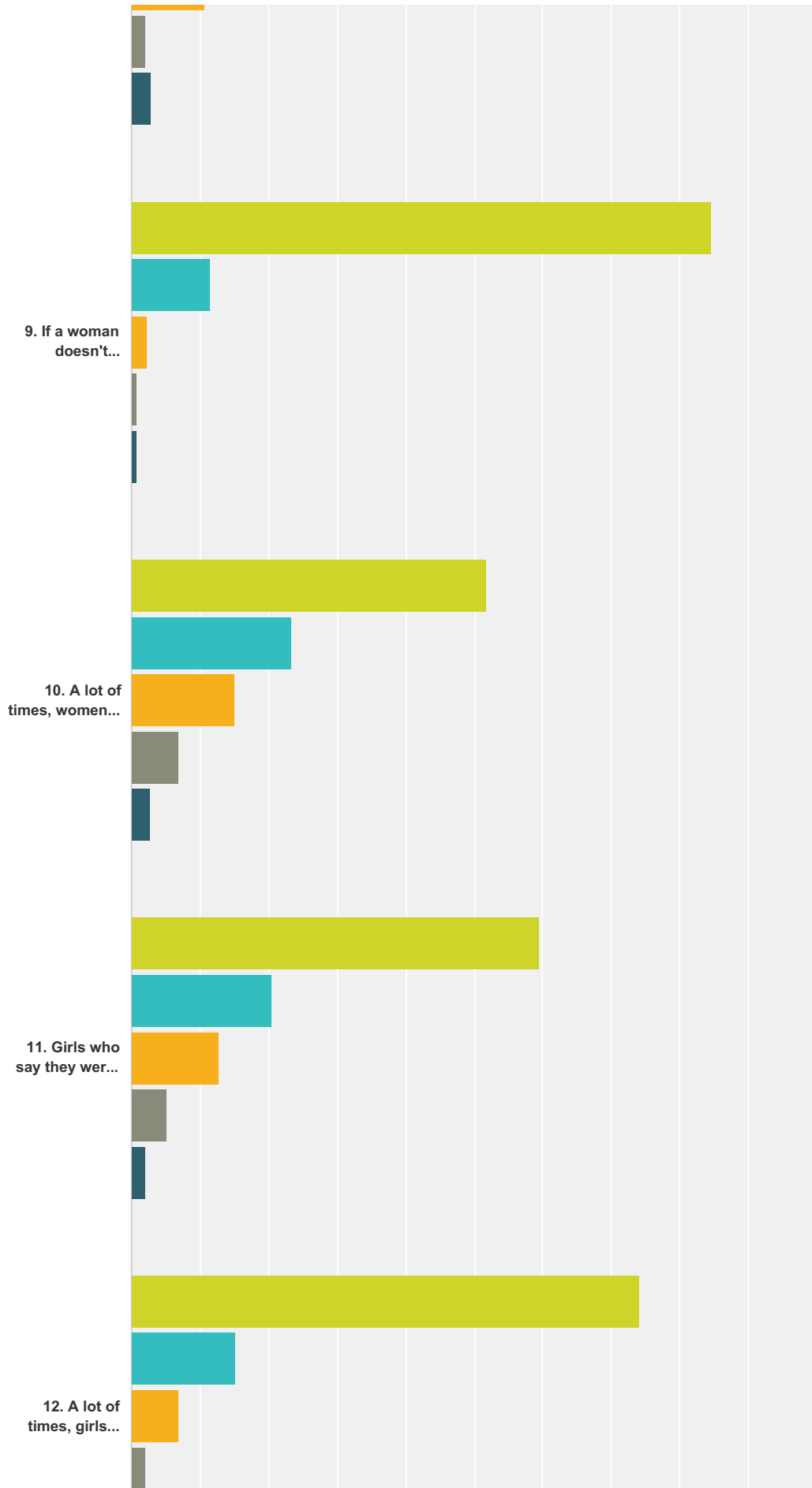
Answer Choices	Responses
a. I stepped in and separated the people involved in the situation.	15.95% 26
b. I asked the person who appeared to be at risk if they needed help.	34.36% 56
c. I confronted the person who appeared to be causing the situation.	7.36% 12
d. I created a distraction to cause one or more of the people to disengage from the situation.	15.34% 25
e. I asked others to step in as a group and diffuse the situation.	12.88% 21
f. I told someone in a position of authority about the situation.	1.84% 3
g. I considered intervening in the situation, but I could not safely take any action.	7.98% 13
h. I decided not to take action.	4.29% 7
<b>Total</b>	<b>163</b>

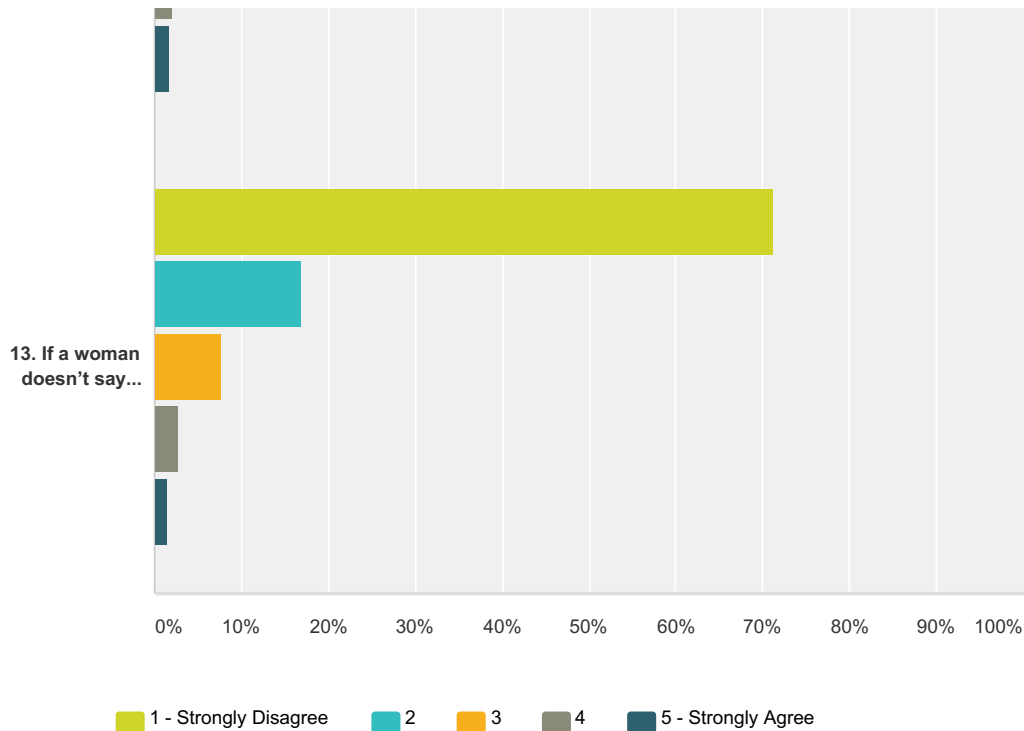
**Q40 Please read each of the following statements and choose the number that indicates how true each is of you: (1 being Strongly Disagree and 5 being Strongly Agree)**

Answered: 610 Skipped: 292





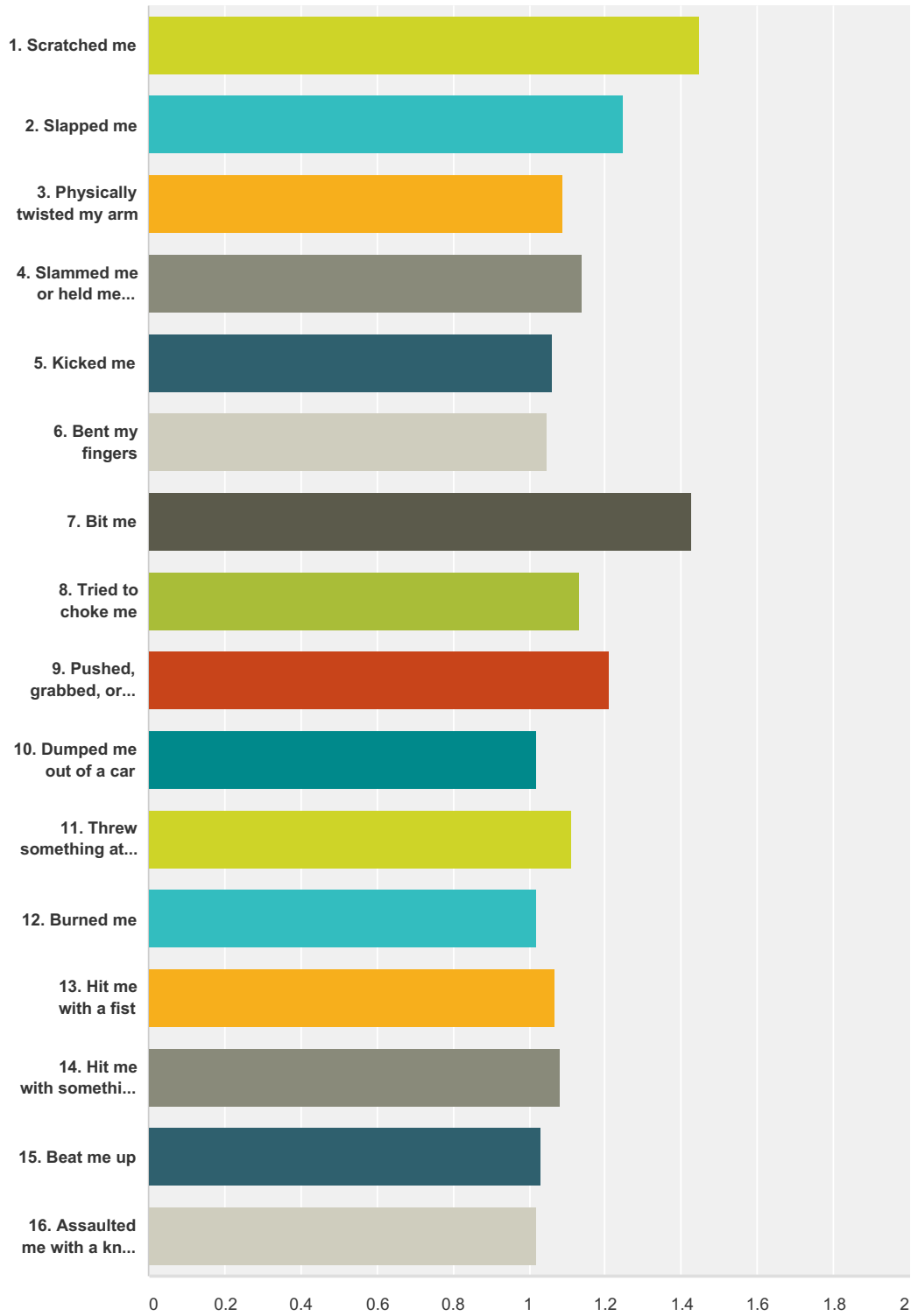




	1 - Strongly Disagree	2	3	4	5 - Strongly Agree	Total
1. If a woman is raped while she is drunk, she is at least somewhat responsible for what happened.	72.70% 442	15.30% 93	6.74% 41	3.13% 19	2.14% 13	608
2. When women go to parties wearing revealing clothes, they are asking for trouble.	75.41% 457	14.03% 85	7.26% 44	1.98% 12	1.32% 8	606
3. If a woman goes to a room alone with a man at a party, it is her own fault if she is raped.	83.69% 508	11.70% 71	3.29% 20	0.82% 5	0.49% 3	607
4. If a woman hooks up with a lot of guys, eventually she is going to get into trouble.	55.87% 338	17.85% 108	15.87% 96	7.44% 45	2.98% 18	605
5. When men rape, it is usually because of their strong desire for sex.	42.64% 258	20.33% 123	21.49% 130	12.73% 77	2.81% 17	605
6. Men don't usually intend to force sex on a woman, but sometimes they get too sexually carried away.	37.73% 229	24.88% 151	22.57% 137	12.36% 75	2.47% 15	607
7. If a man is drunk, he might rape someone unintentionally.	35.31% 214	19.31% 117	24.42% 148	16.50% 100	4.46% 27	606
8. If both people are drunk, it can't be rape.	63.76% 387	20.59% 125	10.54% 64	2.14% 13	2.97% 18	607
9. If a woman doesn't physically resist sex—even if protesting verbally—it really can't be considered rape.	84.63% 512	11.40% 69	2.31% 14	0.83% 5	0.83% 5	605
10. A lot of times, women who say they were raped agreed to have sex and then regret it.	51.82% 313	23.34% 141	15.07% 91	6.95% 42	2.81% 17	604
11. Girls who say they were raped often led the guy on and then had regrets.	59.60% 360	20.36% 123	12.75% 77	5.13% 31	2.15% 13	604
12. A lot of times, girls who claim they were raped just have emotional problems.	74.09% 449	15.18% 92	6.93% 42	2.15% 13	1.65% 10	606
13. If a woman doesn't say "no," she can't claim rape	71.12% 431	17.00% 103	7.76% 47	2.64% 16	1.49% 9	606

**Q41 How many times has a casual, steady, or serious dating or intimate partner done the following to you DURING THIS SCHOOL YEAR (since the start of fall 2014 semester)?**

Answered: 600 Skipped: 302



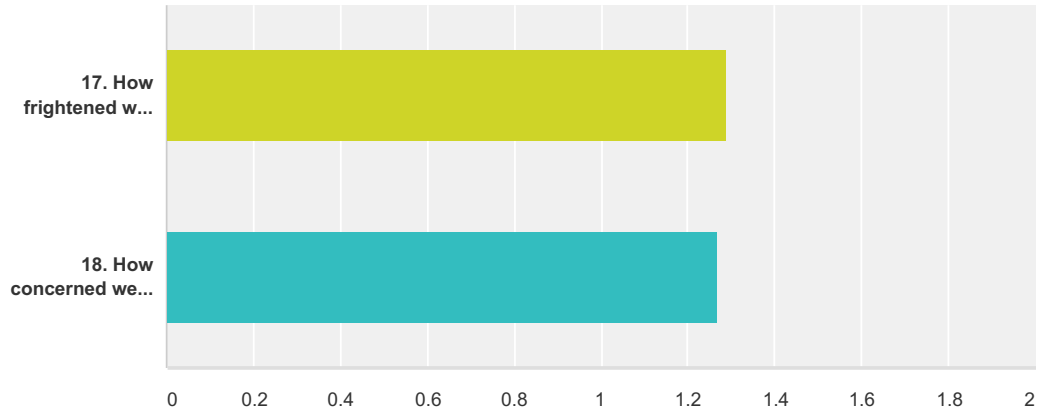
	0	1	2	3	4	5	6	7	8	9	10+	Total	Weighted Average
1. Scratched me	91.00% 546	1.67% 10	1.33% 8	0.83% 5	0.67% 4	1.33% 8	0.50% 3	0.00% 0	0.17% 1	0.33% 2	2.17% 13	600	1.45
2. Slapped me	93.17% 559	2.17% 13	1.67% 10	0.83% 5	0.17% 1	0.33% 2	0.33% 2	0.17% 1	0.17% 1	0.00% 0	1.00% 6	600	1.25



3. Physically twisted my arm	<b>97.50%</b> 584	<b>0.83%</b> 5	<b>0.83%</b> 5	<b>0.17%</b> 1	<b>0.00%</b> 0	<b>0.17%</b> 1	<b>0.00%</b> 0	<b>0.00%</b> 0	<b>0.00%</b> 0	<b>0.00%</b> 0	<b>0.50%</b> 3	599	1.09
4. Slammed me or held me against a wall	<b>95.67%</b> 574	<b>1.83%</b> 11	<b>1.17%</b> 7	<b>0.17%</b> 1	<b>0.00%</b> 0	<b>0.50%</b> 3	<b>0.00%</b> 0	<b>0.00%</b> 0	<b>0.00%</b> 0	<b>0.00%</b> 0	<b>0.67%</b> 4	600	1.14
5. Kicked me	<b>99.00%</b> 594	<b>0.33%</b> 2	<b>0.17%</b> 1	<b>0.00%</b> 0	<b>0.00%</b> 0	<b>0.00%</b> 0	<b>0.00%</b> 0	<b>0.00%</b> 0	<b>0.00%</b> 0	<b>0.00%</b> 0	<b>0.50%</b> 3	600	1.06
6. Bent my fingers	<b>98.67%</b> 592	<b>0.50%</b> 3	<b>0.50%</b> 3	<b>0.00%</b> 0	<b>0.00%</b> 0	<b>0.00%</b> 0	<b>0.00%</b> 0	<b>0.00%</b> 0	<b>0.00%</b> 0	<b>0.00%</b> 0	<b>0.33%</b> 2	600	1.05
7. Bit me	<b>90.98%</b> 545	<b>2.17%</b> 13	<b>2.00%</b> 12	<b>0.83%</b> 5	<b>0.17%</b> 1	<b>0.67%</b> 4	<b>0.17%</b> 1	<b>0.17%</b> 1	<b>0.33%</b> 2	<b>0.00%</b> 0	<b>2.50%</b> 15	599	1.43
8. Tried to choke me	<b>97.49%</b> 583	<b>0.50%</b> 3	<b>0.33%</b> 2	<b>0.33%</b> 2	<b>0.17%</b> 1	<b>0.17%</b> 1	<b>0.00%</b> 0	<b>0.17%</b> 1	<b>0.00%</b> 0	<b>0.00%</b> 0	<b>0.84%</b> 5	598	1.13
9. Pushed, grabbed, or shoved me	<b>93.83%</b> 563	<b>2.17%</b> 13	<b>1.50%</b> 9	<b>0.67%</b> 4	<b>0.33%</b> 2	<b>0.17%</b> 1	<b>0.33%</b> 2	<b>0.00%</b> 0	<b>0.00%</b> 0	<b>0.00%</b> 0	<b>1.00%</b> 6	600	1.21
10. Dumped me out of a car	<b>99.50%</b> 597	<b>0.33%</b> 2	<b>0.00%</b> 0	<b>0.00%</b> 0	<b>0.00%</b> 0	<b>0.00%</b> 0	<b>0.00%</b> 0	<b>0.00%</b> 0	<b>0.00%</b> 0	<b>0.00%</b> 0	<b>0.17%</b> 1	600	1.02
11. Threw something at me that hit me	<b>96.16%</b> 576	<b>1.67%</b> 10	<b>1.17%</b> 7	<b>0.17%</b> 1	<b>0.17%</b> 1	<b>0.17%</b> 1	<b>0.00%</b> 0	<b>0.00%</b> 0	<b>0.00%</b> 0	<b>0.00%</b> 0	<b>0.50%</b> 3	599	1.11
12. Burned me	<b>99.83%</b> 597	<b>0.00%</b> 0	<b>0.00%</b> 0	<b>0.00%</b> 0	<b>0.00%</b> 0	<b>0.00%</b> 0	<b>0.00%</b> 0	<b>0.00%</b> 0	<b>0.00%</b> 0	<b>0.00%</b> 0	<b>0.17%</b> 1	598	1.02
13. Hit me with a fist	<b>97.99%</b> 586	<b>0.50%</b> 3	<b>0.33%</b> 2	<b>0.50%</b> 3	<b>0.33%</b> 2	<b>0.00%</b> 0	<b>0.00%</b> 0	<b>0.00%</b> 0	<b>0.00%</b> 0	<b>0.00%</b> 0	<b>0.33%</b> 2	598	1.07
14. Hit me with something hard besides a fist	<b>98.16%</b> 588	<b>0.50%</b> 3	<b>0.50%</b> 3	<b>0.17%</b> 1	<b>0.17%</b> 1	<b>0.00%</b> 0	<b>0.00%</b> 0	<b>0.00%</b> 0	<b>0.00%</b> 0	<b>0.00%</b> 0	<b>0.50%</b> 3	599	1.08
15. Beat me up	<b>99.67%</b> 596	<b>0.00%</b> 0	<b>0.00%</b> 0	<b>0.00%</b> 0	<b>0.00%</b> 0	<b>0.17%</b> 1	<b>0.00%</b> 0	<b>0.00%</b> 0	<b>0.00%</b> 0	<b>0.00%</b> 0	<b>0.17%</b> 1	598	1.03
16. Assaulted me with a knife or gun	<b>99.67%</b> 598	<b>0.17%</b> 1	<b>0.00%</b> 0	<b>0.00%</b> 0	<b>0.00%</b> 0	<b>0.00%</b> 0	<b>0.00%</b> 0	<b>0.00%</b> 0	<b>0.00%</b> 0	<b>0.00%</b> 0	<b>0.17%</b> 1	600	1.02

**Q42 Please answer the following questions about what you consider the MOST SERIOUS INCIDENT you indicated that happened during this school year. If you answered zero (0) to all questions above, please circle "No Experience" or "N/A" (unless otherwise indicated).**

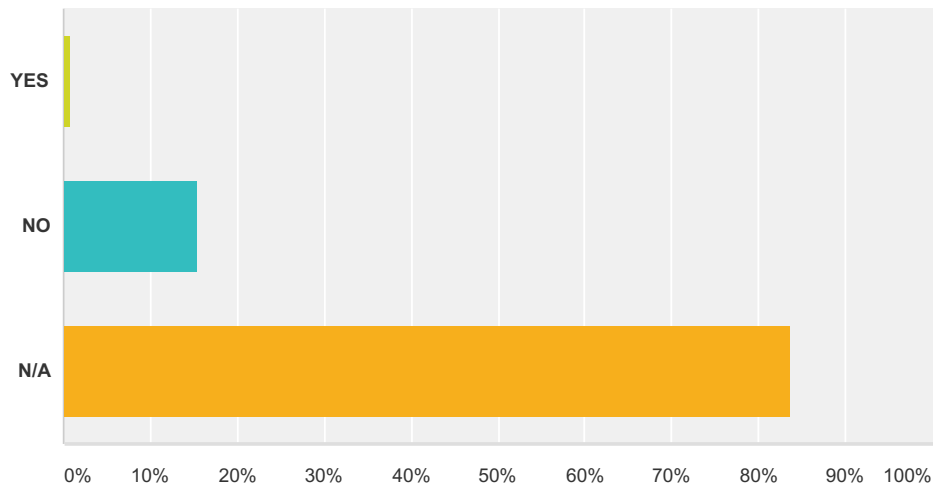
Answered: 603 Skipped: 299



	No Experience	Not at All	Only a Little	Somewhat	Extremely	Total	Weighted Average
17. How frightened were you by the incident?	83.64% 501	9.52% 57	3.01% 18	2.00% 12	1.84% 11	599	1.29
18. How concerned were you about your safety?	83.47% 500	11.02% 66	2.00% 12	2.00% 12	1.50% 9	599	1.27

### Q43 Did you seek services or contact a hotline after the incident?

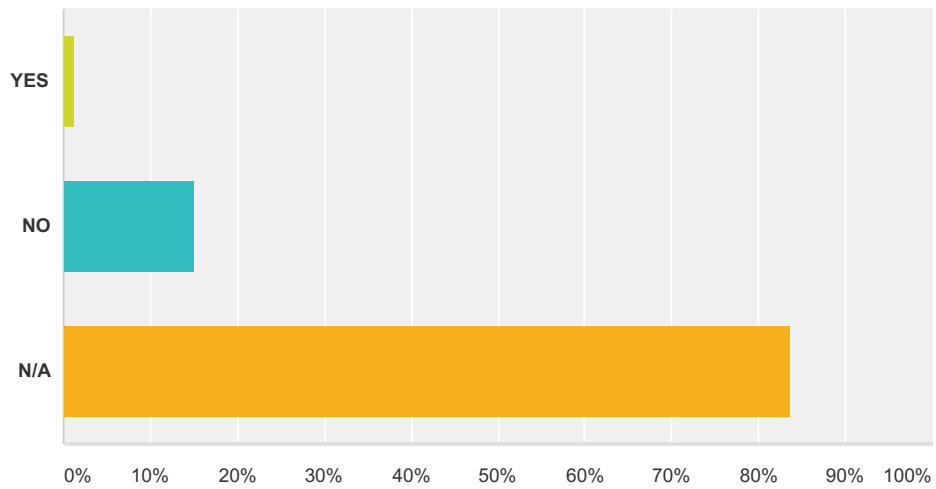
Answered: 597 Skipped: 305



Answer Choices	Responses
YES	0.84% 5
NO	15.41% 92
N/A	83.75% 500
<b>Total</b>	<b>597</b>

### Q44 Were you injured in the incident?

Answered: 598 Skipped: 304



Answer Choices	Responses
YES	1.34% 8
NO	15.05% 90
N/A	83.61% 500
<b>Total</b>	<b>598</b>