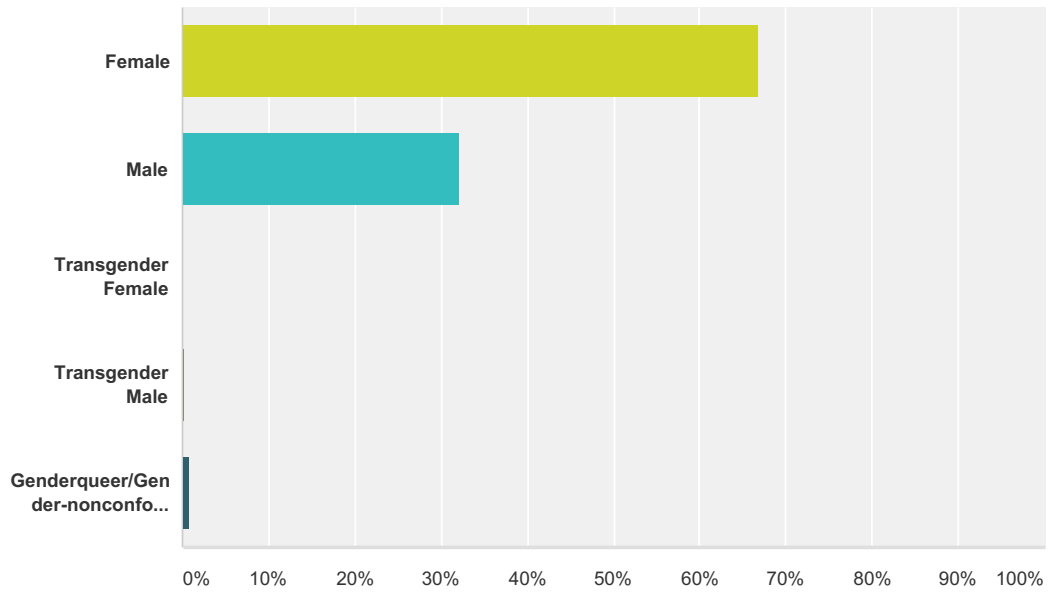


### Q1 What is your current gender identity?

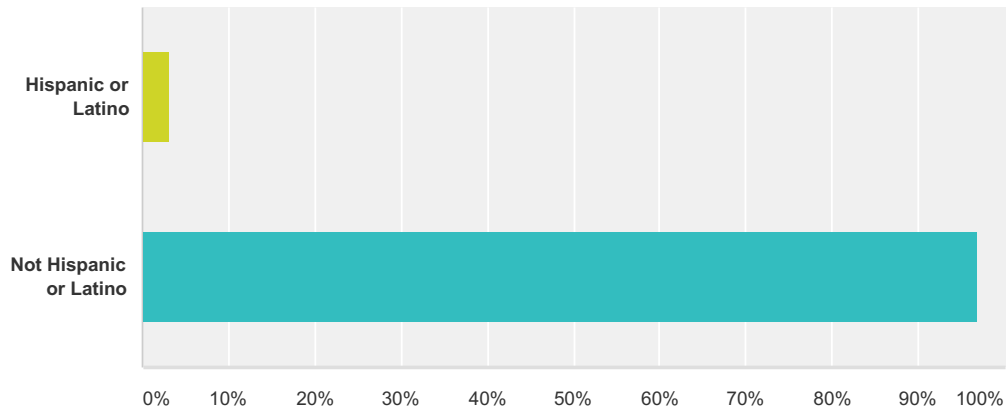
Answered: 864 Skipped: 6



Answer Choices	Responses
Female	66.78% 577
Male	32.18% 278
Transgender Female	0.00% 0
Transgender Male	0.23% 2
Genderqueer/Gender-nonconforming	0.81% 7
<b>Total</b>	<b>864</b>

## Q2 What is your ethnicity (as you define it)?

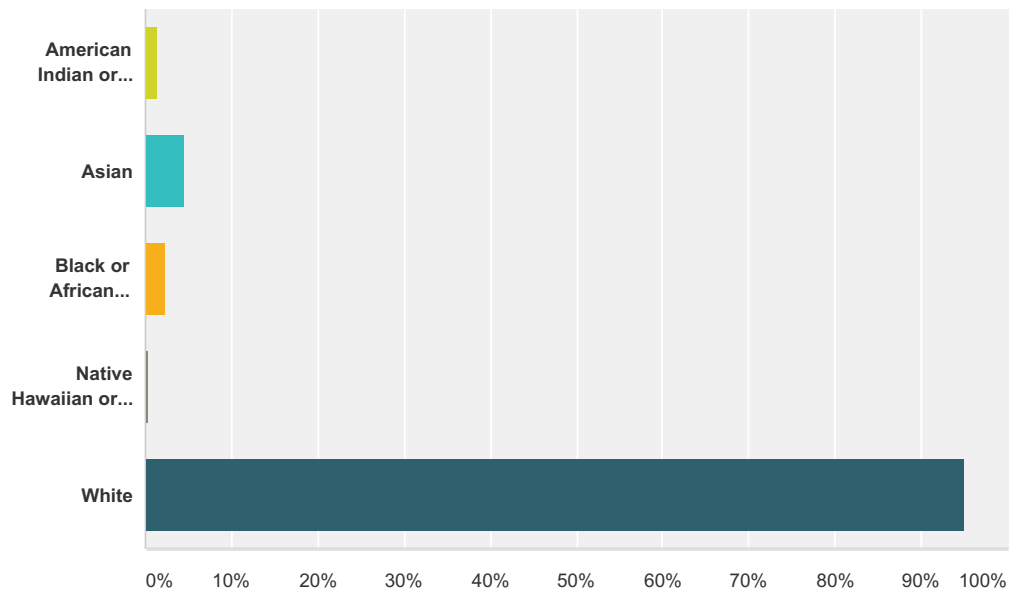
Answered: 858 Skipped: 12



Answer Choices	Responses
Hispanic or Latino	3.15% 27
Not Hispanic or Latino	96.85% 831
<b>Total</b>	<b>858</b>

### Q3 What is your race (as you define it)? (Mark all that apply)

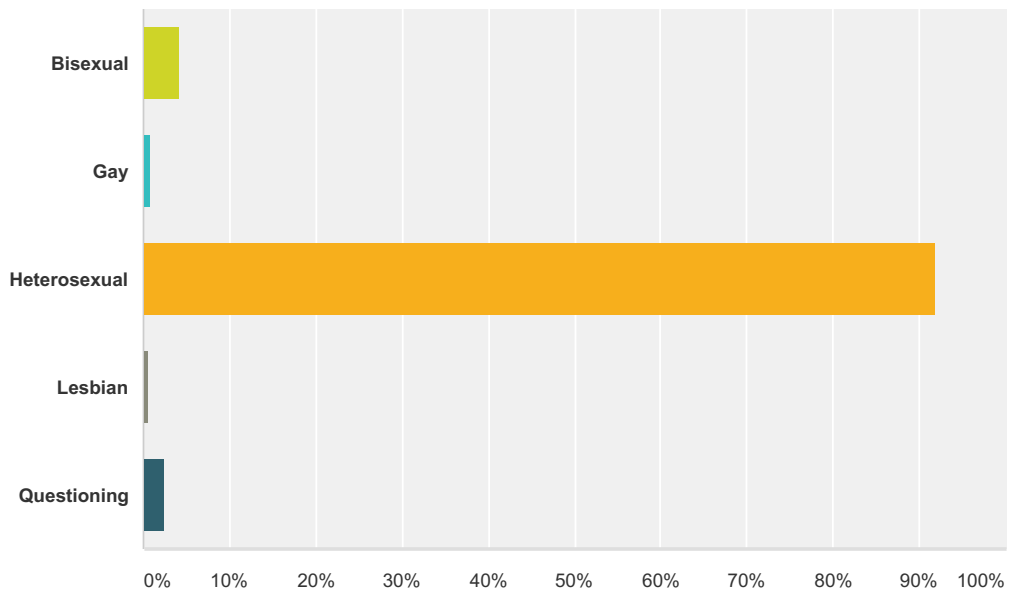
Answered: 843 Skipped: 27



Answer Choices	Responses
American Indian or Alaska Native	1.54% 13
Asian	4.63% 39
Black or African American	2.37% 20
Native Hawaiian or Other Pacific Islander	0.36% 3
White	94.90% 800
<b>Total Respondents: 843</b>	

### Q4 Which term best describes your sexual orientation?

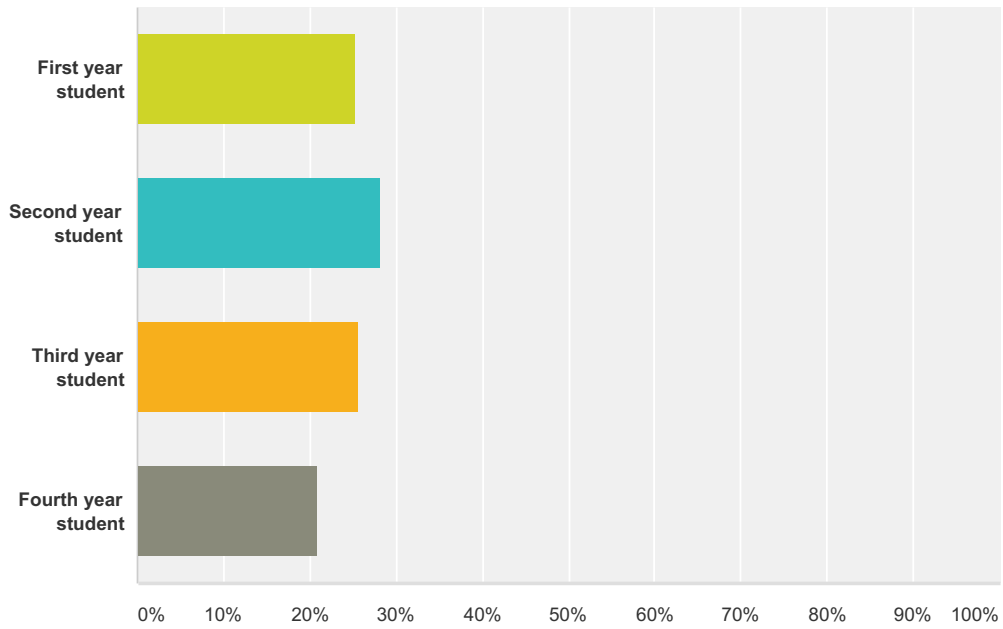
Answered: 863 Skipped: 7



Answer Choices	Responses
Bisexual	4.17% 36
Gay	0.93% 8
Heterosexual	91.77% 792
Lesbian	0.58% 5
Questioning	2.55% 22
<b>Total</b>	<b>863</b>

### Q5 What is your current status?

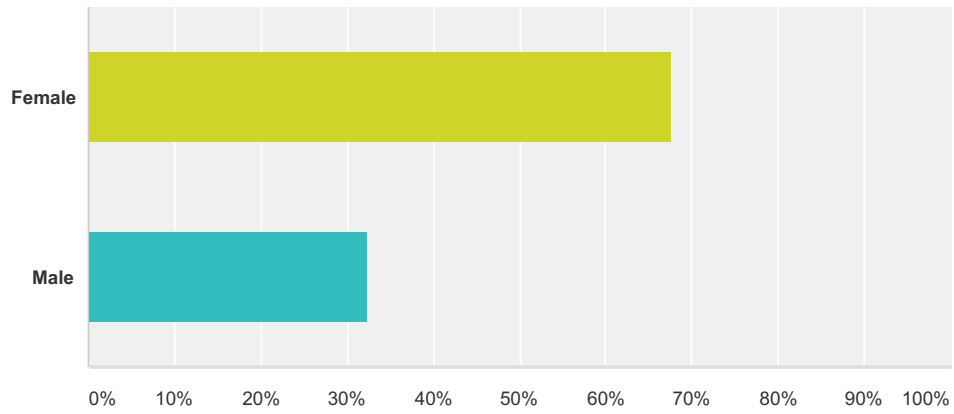
Answered: 858 Skipped: 12



Answer Choices	Responses
First year student	25.17% 216
Second year student	28.21% 242
Third year student	25.64% 220
Fourth year student	20.98% 180
<b>Total</b>	<b>858</b>

### Q6 What sex were you assigned at birth, meaning on your original birth certificate?

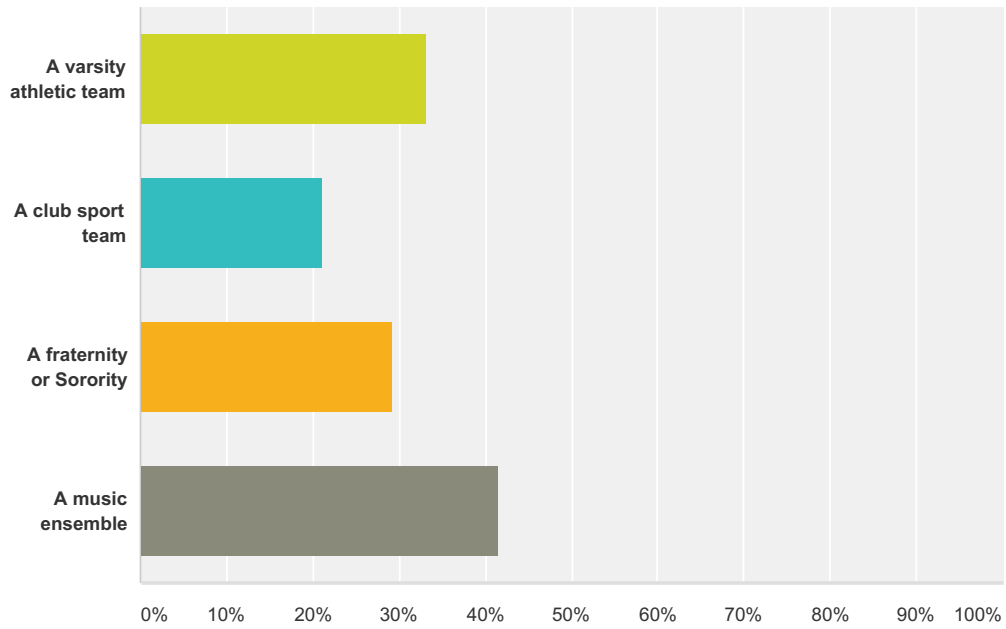
Answered: 866 Skipped: 4



Answer Choices	Responses
Female	67.67% 586
Male	32.33% 280
<b>Total</b>	<b>866</b>

### Q7 Are you a member of (Check all that apply)

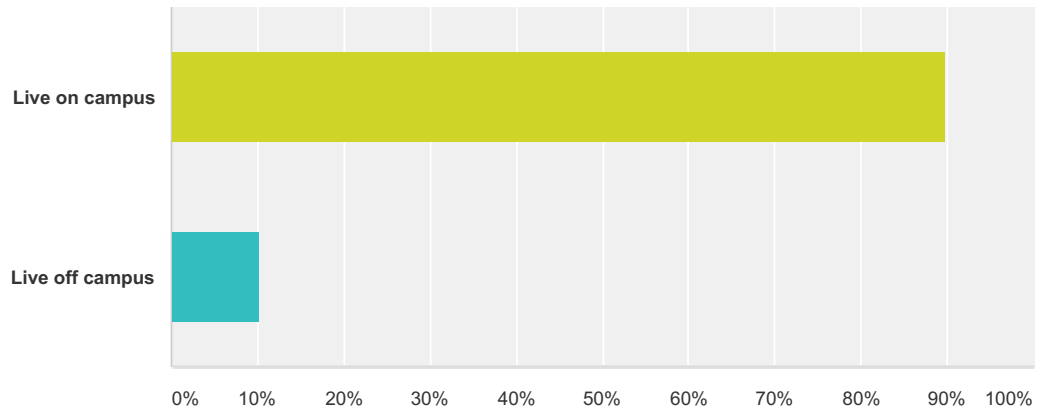
Answered: 549 Skipped: 321



Answer Choices	Responses
A varsity athletic team	33.15% 182
A club sport team	21.13% 116
A fraternity or Sorority	29.33% 161
A music ensemble	41.53% 228
<b>Total Respondents: 549</b>	

### Q8 During this past academic year (since Fall Term 2013), did you:

Answered: 863 Skipped: 7

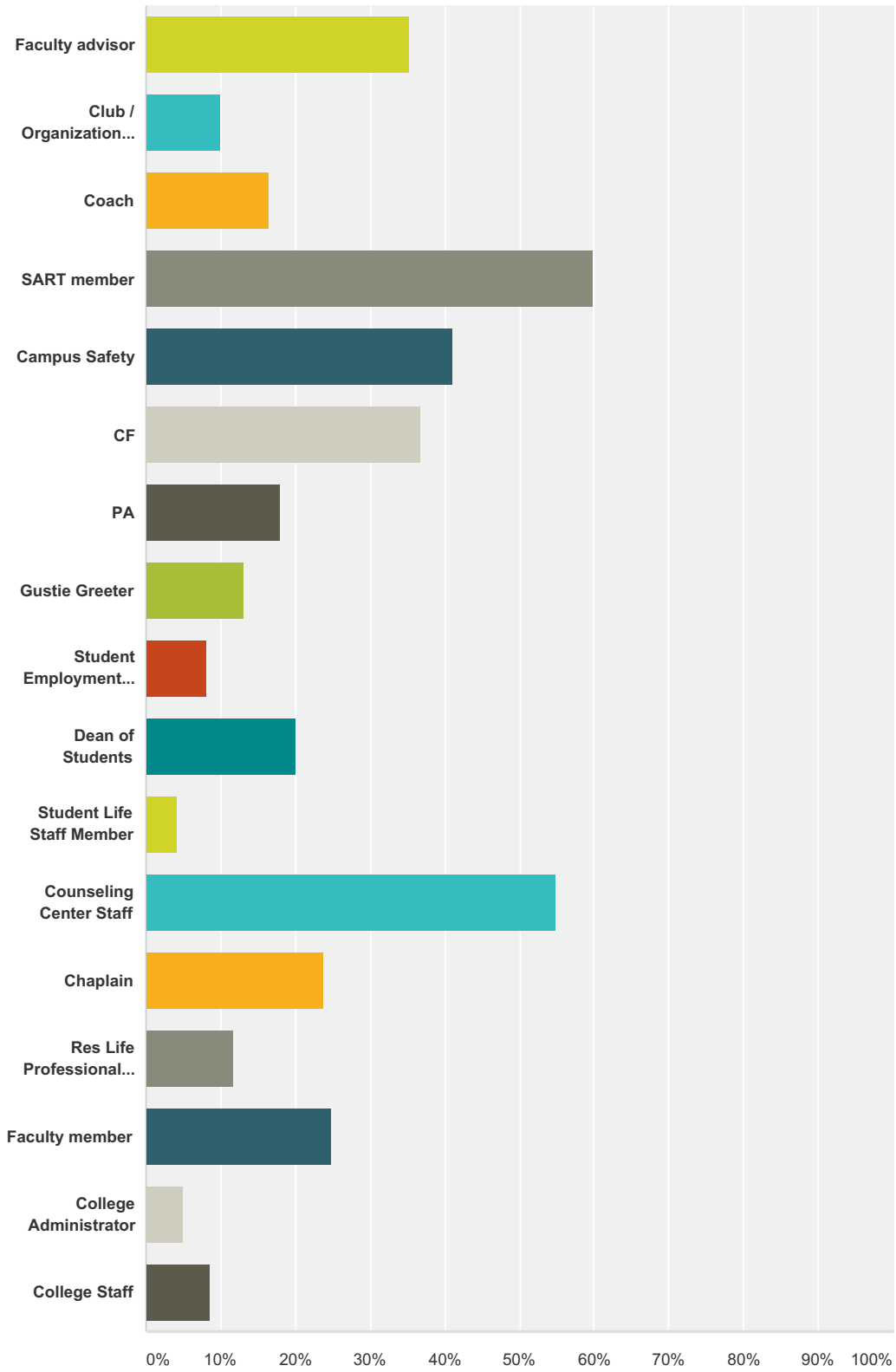


Answer Choices	Responses
Live on campus	89.80% 775
Live off campus	10.20% 88
<b>Total</b>	<b>863</b>



**Q9 The College has a responsibility to provide education for employees that students are likely to confide information about a sexual assault to. Please indicate which employees you might choose to confide in if you were a victim of sexual misconduct: (Check all that apply)**

Answered: 733 Skipped: 137

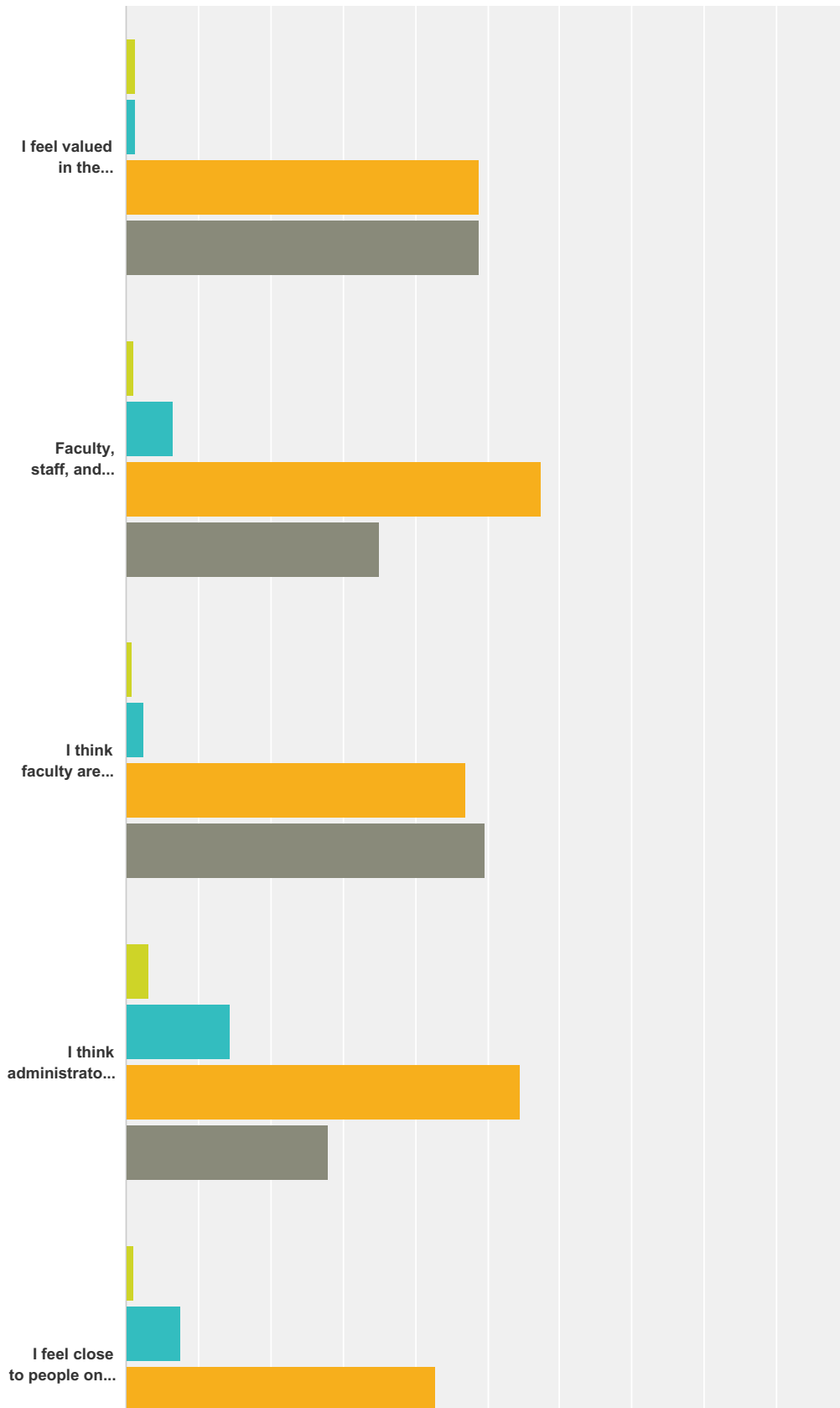


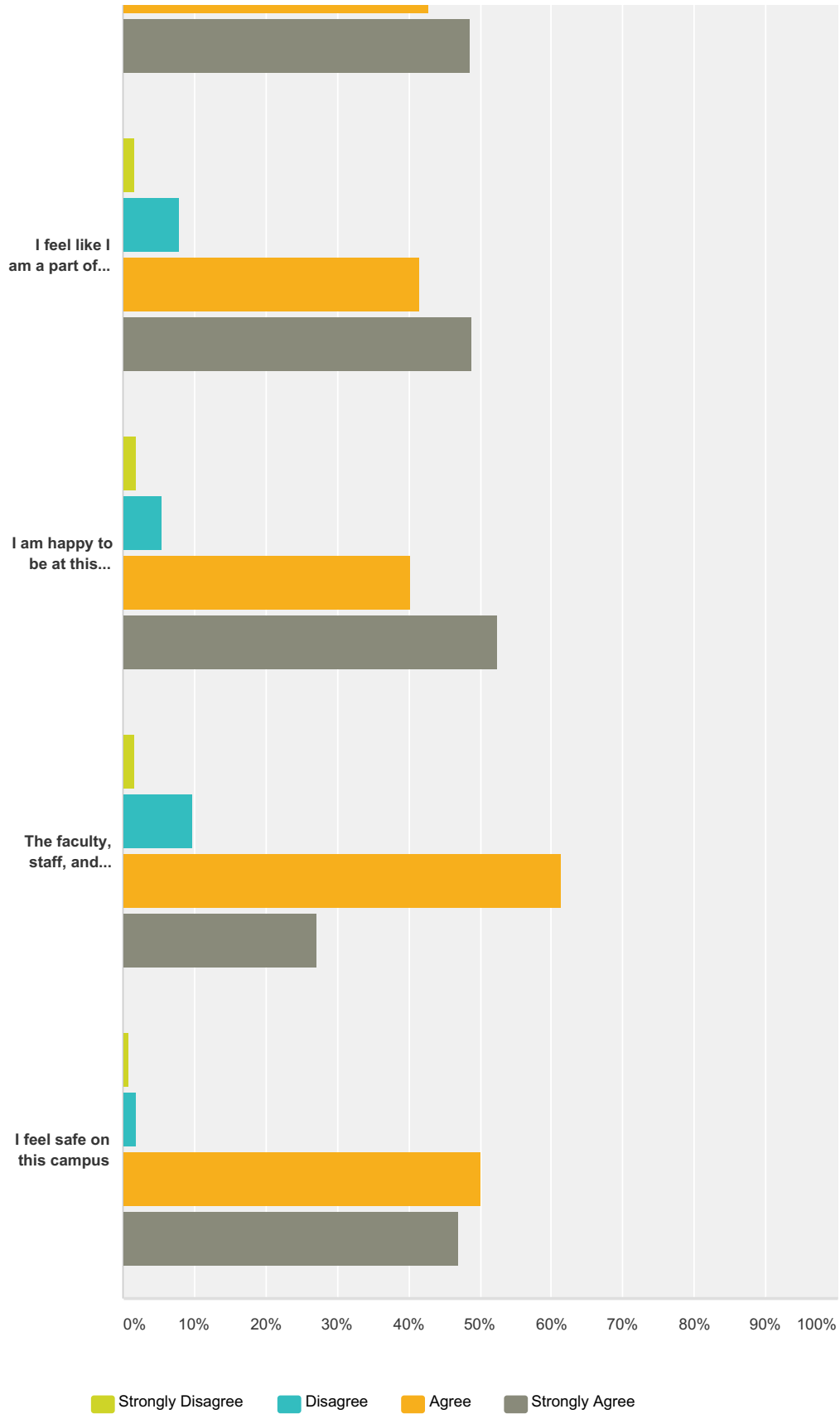
Answer Choices	Responses
Faculty advisor	35.33% 259
Club / Organization advisor	9.96% 73

Coach	16.51%	121
SART member	59.89%	439
Campus Safety	41.20%	302
CF	36.83%	270
PA	18.01%	132
Gustie Greeter	13.23%	97
Student Employment Supervisor	8.19%	60
Dean of Students	20.05%	147
Student Life Staff Member	4.23%	31
Counseling Center Staff	54.98%	403
Chaplain	23.87%	175
Res Life Professional Staff	11.60%	85
Faculty member	24.83%	182
College Administrator	4.91%	36
College Staff	8.46%	62
<b>Total Respondents: 733</b>		

### Q10 Please indicate your level of agreement to the following statements:

Answered: 763 Skipped: 107



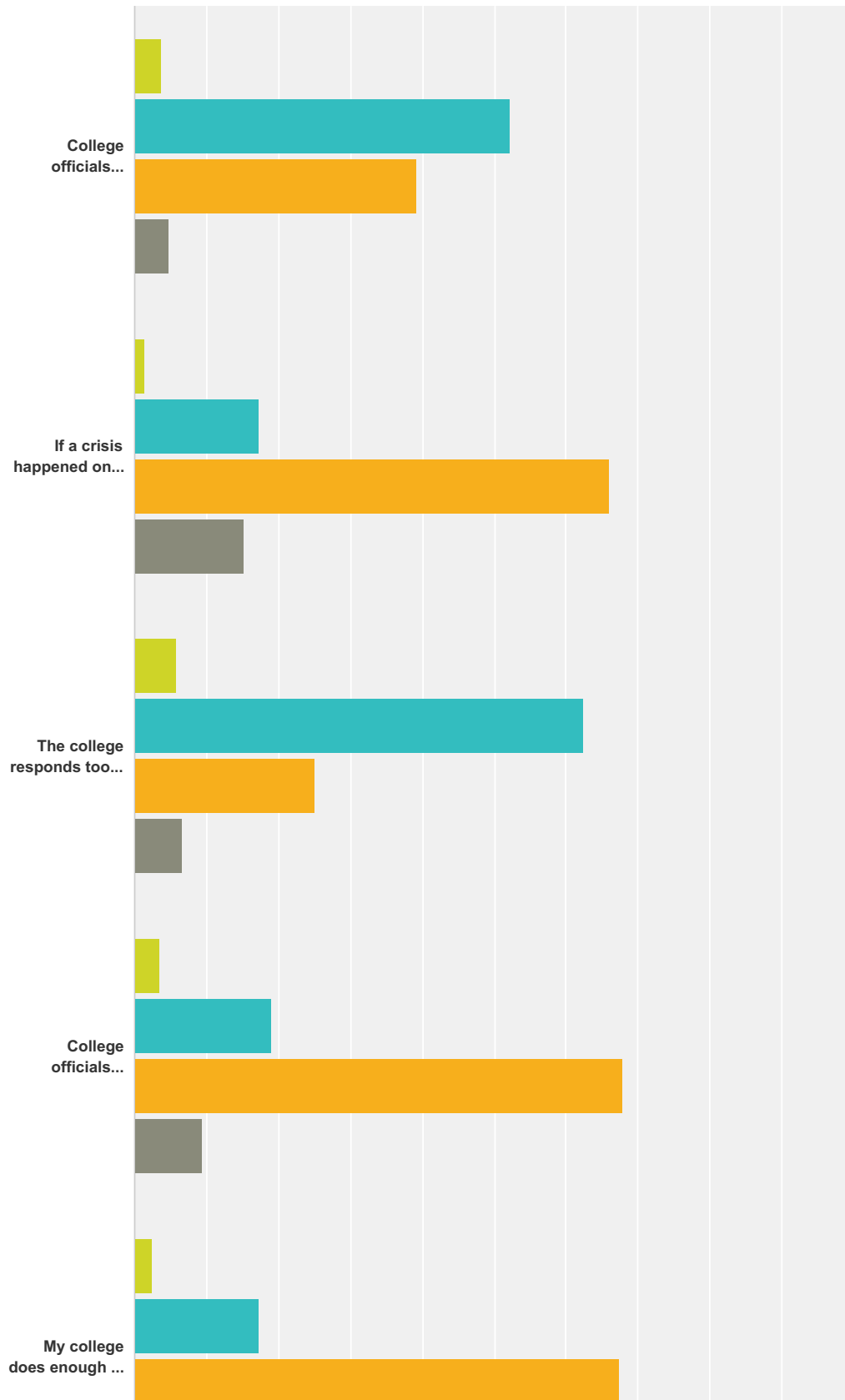


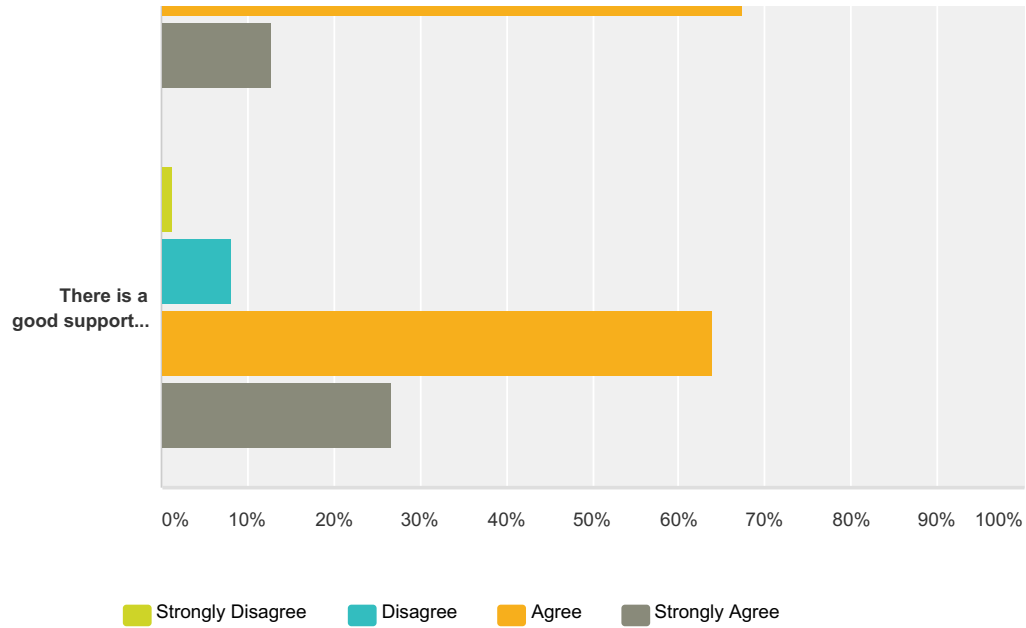
	Strongly Disagree	Disagree	Agree	Strongly Agree	Total
--	-------------------	----------	-------	----------------	-------

I feel valued in the classroom/learning environment	<b>1.18%</b> 9	<b>1.18%</b> 9	<b>48.82%</b> 372	<b>48.82%</b> 372	762
Faculty, staff, and administrators respect what students on this campus think	<b>1.05%</b> 8	<b>6.56%</b> 50	<b>57.35%</b> 437	<b>35.04%</b> 267	762
I think faculty are genuinely concerned about my welfare	<b>0.79%</b> 6	<b>2.50%</b> 19	<b>47.04%</b> 357	<b>49.67%</b> 377	759
I think administrators are genuinely concerned about my welfare	<b>3.16%</b> 24	<b>14.49%</b> 110	<b>54.41%</b> 413	<b>27.93%</b> 212	759
I feel close to people on this campus	<b>1.05%</b> 8	<b>7.61%</b> 58	<b>42.78%</b> 326	<b>48.56%</b> 370	762
I feel like I am a part of this college	<b>1.58%</b> 12	<b>8.04%</b> 61	<b>41.50%</b> 315	<b>48.88%</b> 371	759
I am happy to be at this college	<b>1.84%</b> 14	<b>5.39%</b> 41	<b>40.39%</b> 307	<b>52.37%</b> 398	760
The faculty, staff, and administrators at this school treat students fairly	<b>1.71%</b> 13	<b>9.72%</b> 74	<b>61.37%</b> 467	<b>27.20%</b> 207	761
I feel safe on this campus	<b>0.92%</b> 7	<b>1.97%</b> 15	<b>50.20%</b> 382	<b>46.91%</b> 357	761

### Q11 Please indicate your level of agreement to the following statements:

Answered: 762 Skipped: 108



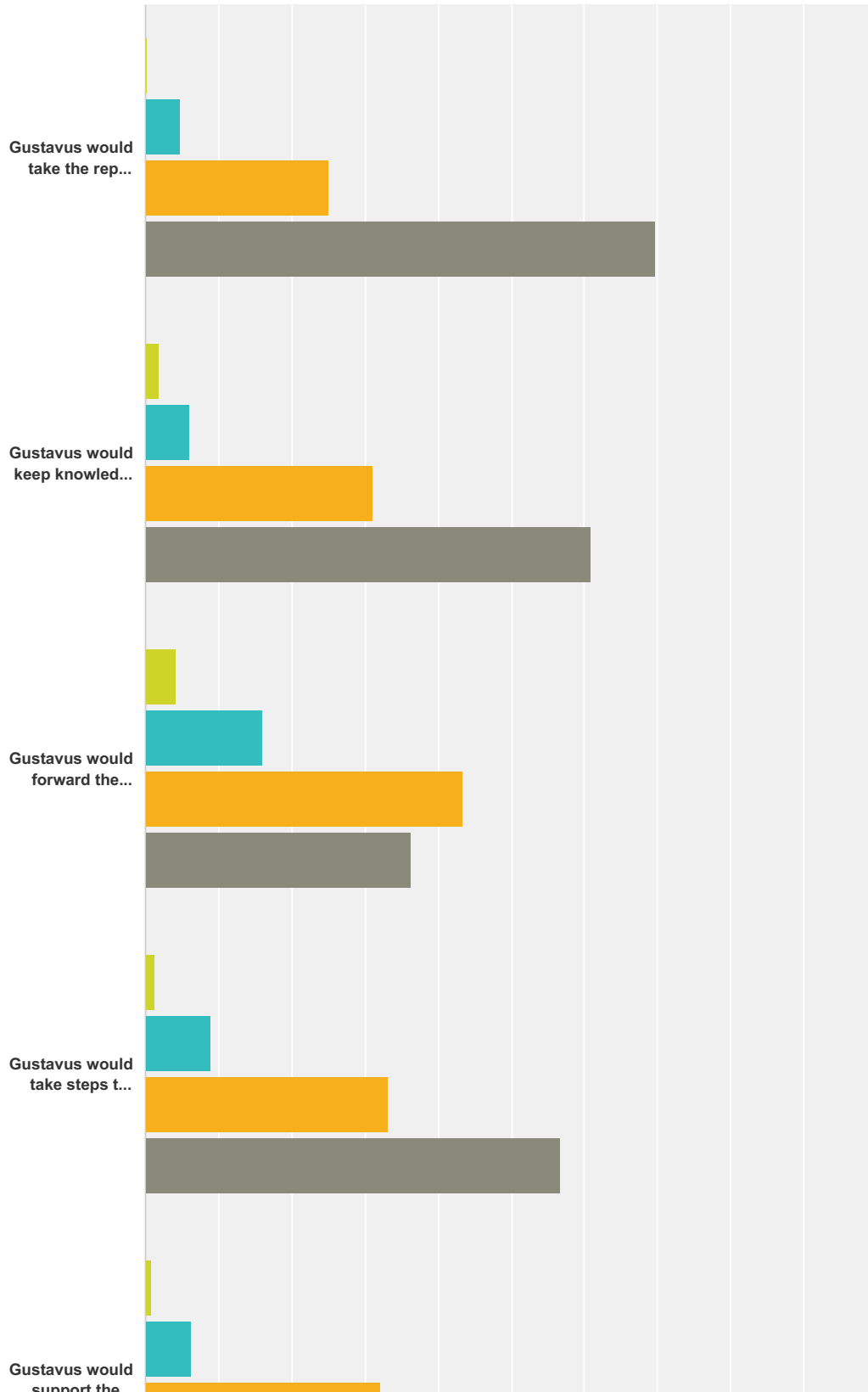


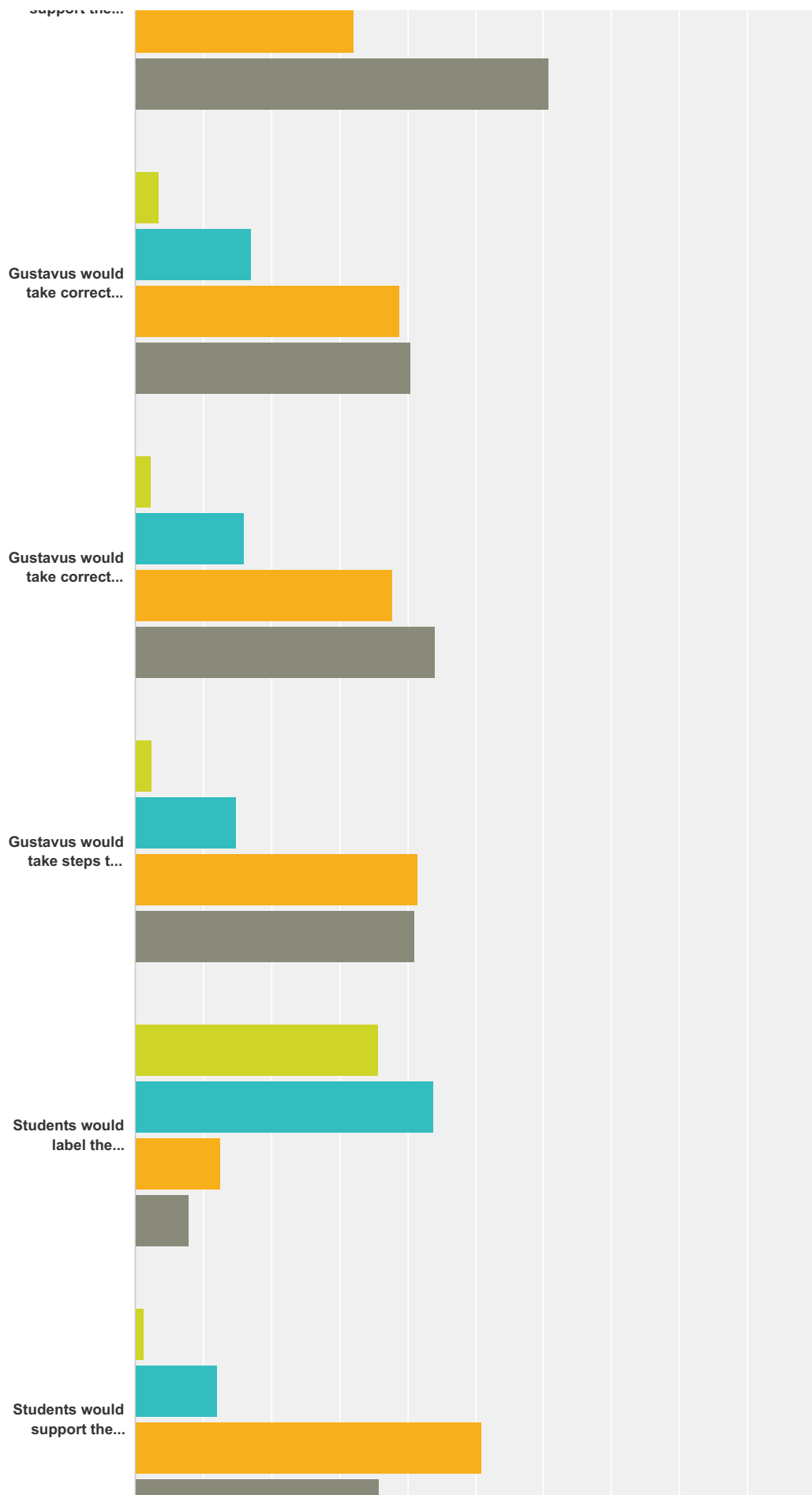
	Strongly Disagree	Disagree	Agree	Strongly Agree	Total
College officials (administrators, Campus Safety officers) should do more to protect students from harm	3.70% 28	52.12% 394	39.29% 297	4.89% 37	756
If a crisis happened on campus, my college would handle it well	1.45% 11	17.31% 131	65.92% 499	15.32% 116	757
The college responds too slowly in difficult situations	5.87% 44	62.40% 468	25.07% 188	6.67% 50	750
College officials handle incidences in a fair and responsible manner	3.58% 27	19.07% 144	67.95% 513	9.40% 71	755
My college does enough to protect the safety of students	2.53% 19	17.31% 130	67.38% 506	12.78% 96	751
There is a good support system on campus for students going through difficult times	1.33% 10	8.09% 61	63.93% 482	26.66% 201	754

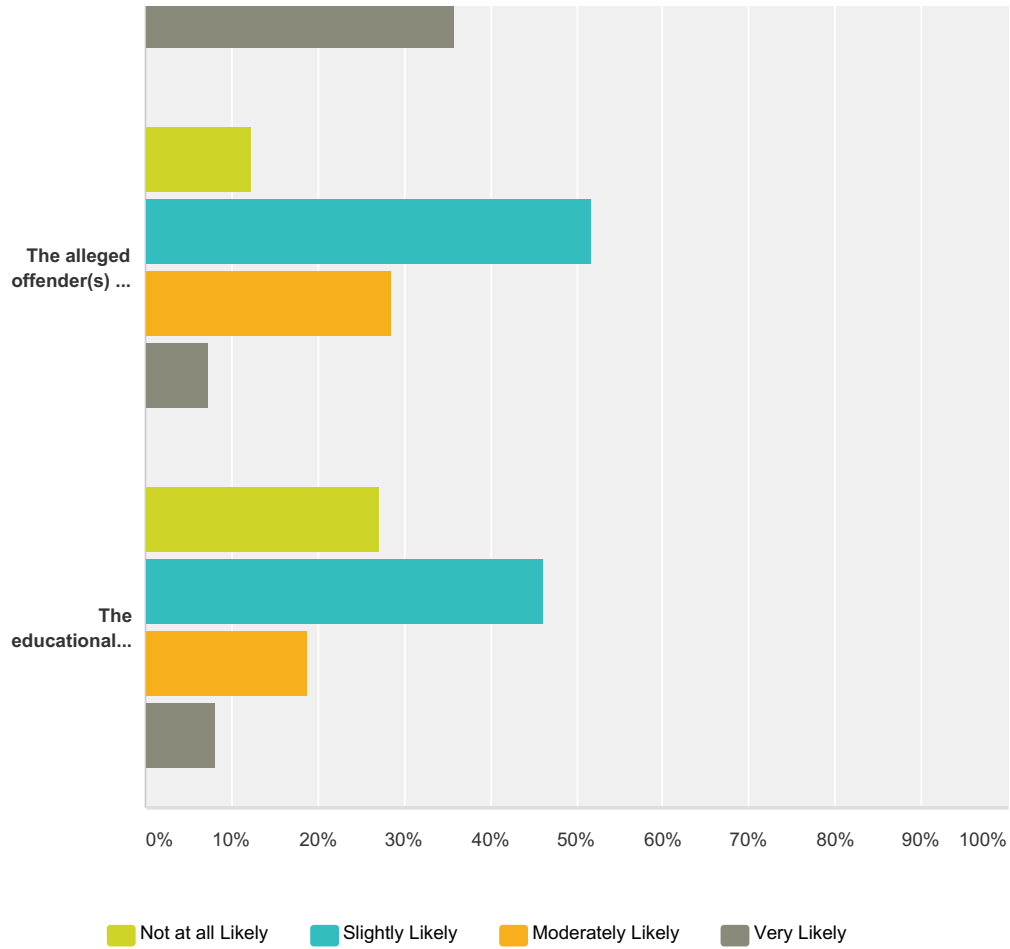


### Q12 If someone were to report a sexual assault to a campus authority, how likely is it that:

Answered: 665 Skipped: 205





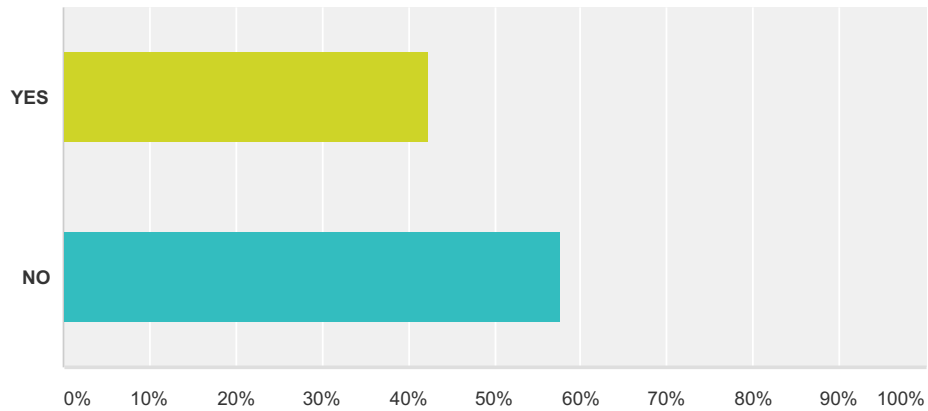


	Not at all Likely	Slightly Likely	Moderately Likely	Very Likely	Total
Gustavus would take the report seriously	0.30% 2	4.82% 32	25.15% 167	69.73% 463	664
Gustavus would keep knowledge of the report limited to those who need to know in order for the college to respond properly	1.96% 13	6.02% 40	31.02% 206	60.99% 405	664
Gustavus would forward the report outside the campus to criminal investigators	4.24% 28	16.04% 106	43.42% 287	36.31% 240	661
Gustavus would take steps to protect the safety of the person making the report	1.21% 8	8.90% 59	33.18% 220	56.71% 376	663
Gustavus would support the person making the report	0.90% 6	6.18% 41	32.13% 213	60.78% 403	663
Gustavus would take corrective action to address factors that may have led to the sexual assault	3.47% 23	17.19% 114	38.91% 258	40.42% 268	663
Gustavus would take corrective action against the offender	2.26% 15	15.99% 106	37.71% 250	44.04% 292	663
Gustavus would take steps to protect the person making the report from retaliation	2.59% 17	14.76% 97	41.55% 273	41.10% 270	657
Students would label the person making the report a troublemaker	35.66% 235	43.85% 289	12.59% 83	7.89% 52	659
Students would support the person making the report	1.22% 8	12.01% 79	50.91% 335	35.87% 236	658

The alleged offender(s) or their associates would retaliate against the person making the report	<b>12.31%</b> 81	<b>51.82%</b> 341	<b>28.57%</b> 188	<b>7.29%</b> 48	658
The educational achievement/career of the person making the report would suffer	<b>27.13%</b> 178	<b>46.04%</b> 302	<b>18.75%</b> 123	<b>8.08%</b> 53	656

**Q13 Have you received training in policies and procedures regarding incidents of sexual assault (e.g. what is defined as sexual assault, how to report an incident, confidential resources, procedures for investigating)?**

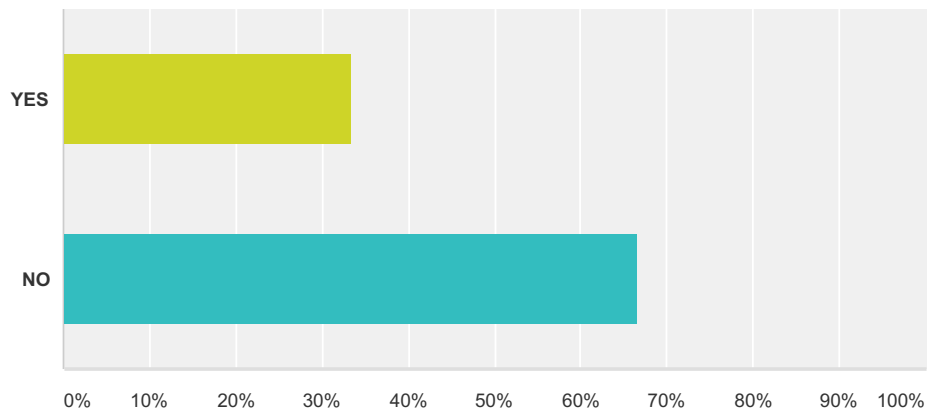
Answered: 664 Skipped: 206



Answer Choices	Responses
YES	42.47% 282
NO	57.53% 382
<b>Total</b>	<b>664</b>

### Q14 Have you received training in prevention of sexual assault?

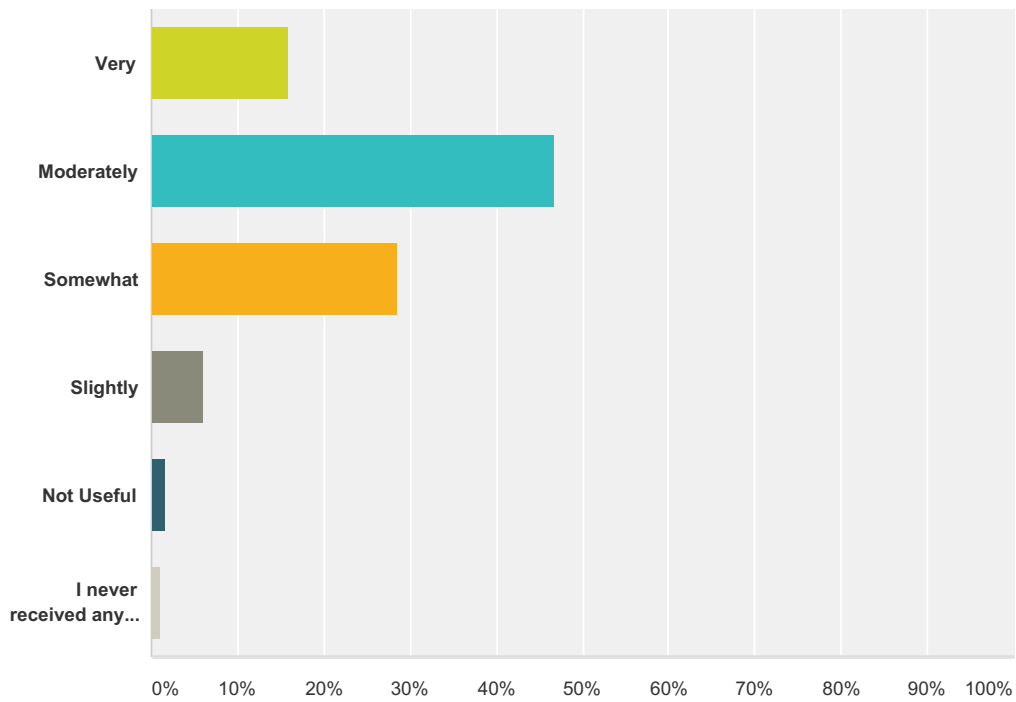
Answered: 3 Skipped: 867



Answer Choices	Responses	
YES	33.33%	1
NO	66.67%	2
<b>Total</b>		<b>3</b>

### Q15 If yes, how useful did you think the training was?

Answered: 284 Skipped: 586

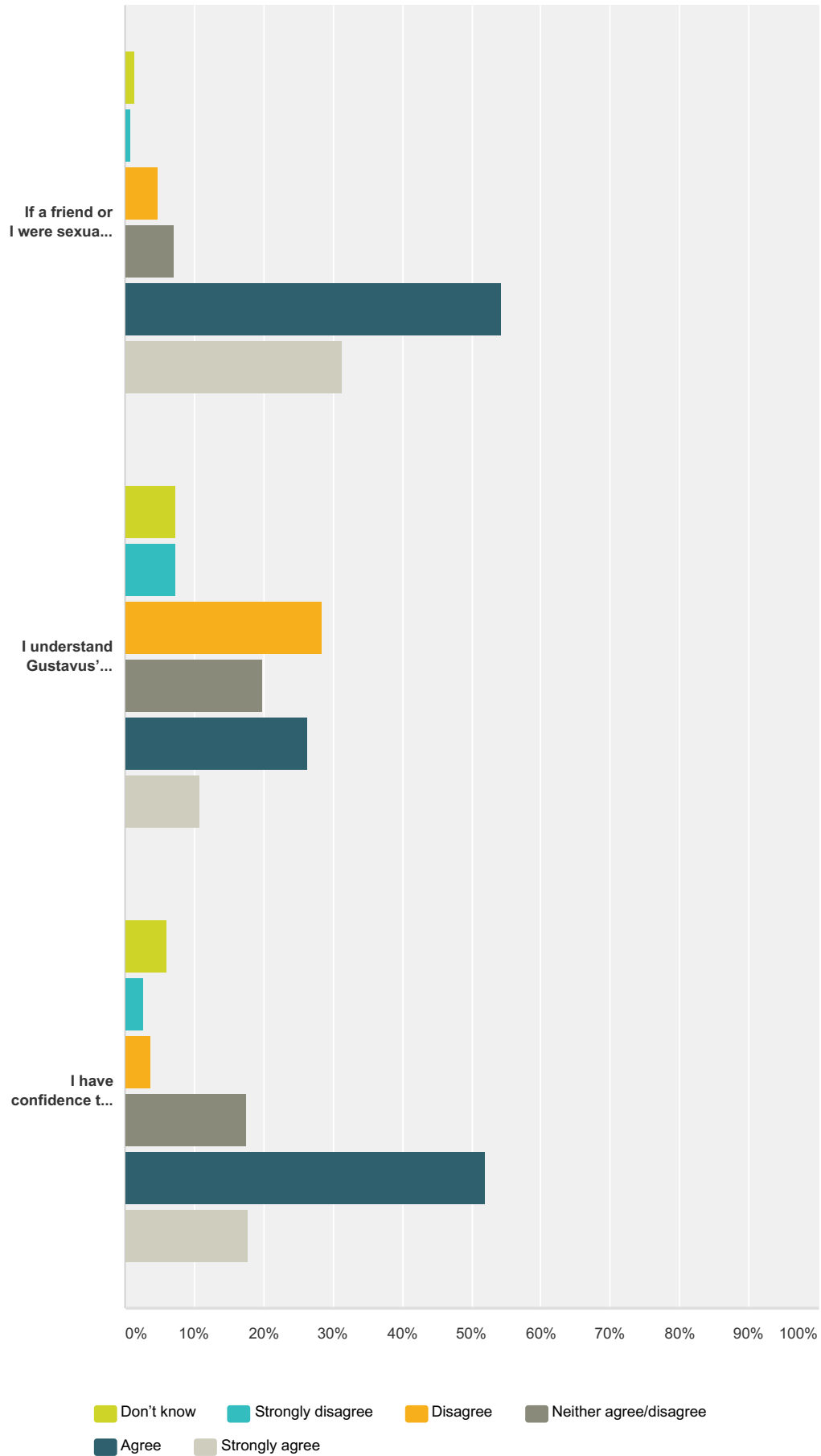


Answer Choices	Responses
Very	15.85% 45
Moderately	46.83% 133
Somewhat	28.52% 81
Slightly	5.99% 17
Not Useful	1.76% 5
I never received any training	1.06% 3
<b>Total</b>	<b>284</b>

**Q16 Please indicate your level of agreement  
to the following statements:**

Answered: 658 Skipped: 212

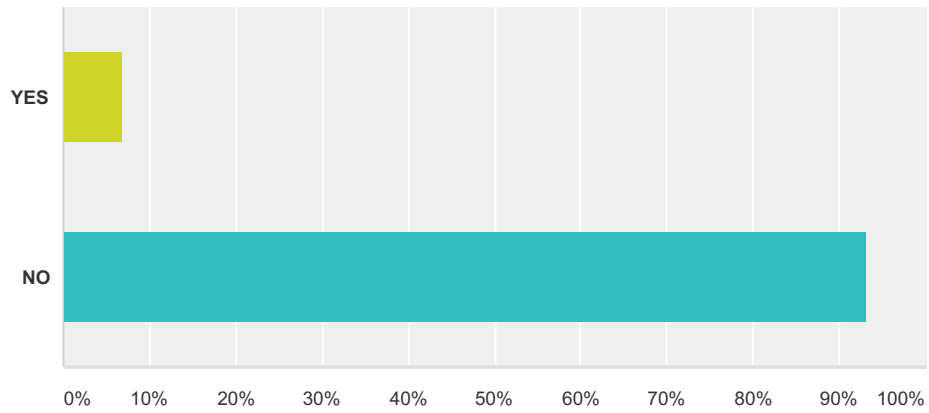




	<b>Don't know</b>	<b>Strongly disagree</b>	<b>Disagree</b>	<b>Neither agree/disagree</b>	<b>Agree</b>	<b>Strongly agree</b>	<b>Total</b>
If a friend or I were sexually assaulted, I know where to go to get help.	<b>1.52%</b> 10	<b>0.91%</b> 6	<b>4.88%</b> 32	<b>7.01%</b> 46	<b>54.27%</b> 356	<b>31.40%</b> 206	656
I understand Gustavus' formal procedures to address complaints of sexual assault.	<b>7.29%</b> 48	<b>7.29%</b> 48	<b>28.42%</b> 187	<b>19.76%</b> 130	<b>26.29%</b> 173	<b>10.94%</b> 72	658
I have confidence that Gustavus administers the formal procedures to address complaints of sexual assault fairly.	<b>5.99%</b> 39	<b>2.76%</b> 18	<b>3.84%</b> 25	<b>17.51%</b> 114	<b>52.07%</b> 339	<b>17.82%</b> 116	651

**Q17 Since August 1, 2013 (beginning of Fall Semester), has anyone had sexual contact with you by using physical force or threatening to physically harm you?**

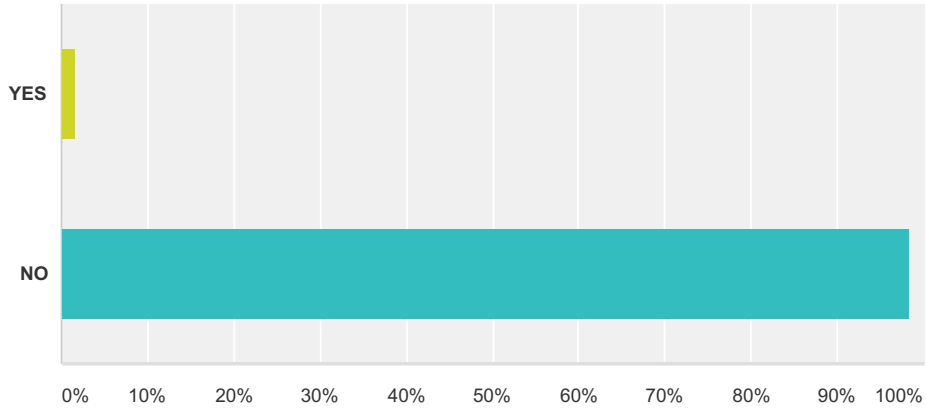
Answered: 653 Skipped: 217



Answer Choices	Responses
YES	6.89% 45
NO	93.11% 608
<b>Total</b>	<b>653</b>

**Q18 Since August 1, 2013, has anyone attempted but not succeeded in having sexual contact with you by using or threatening to use physical force against you?**

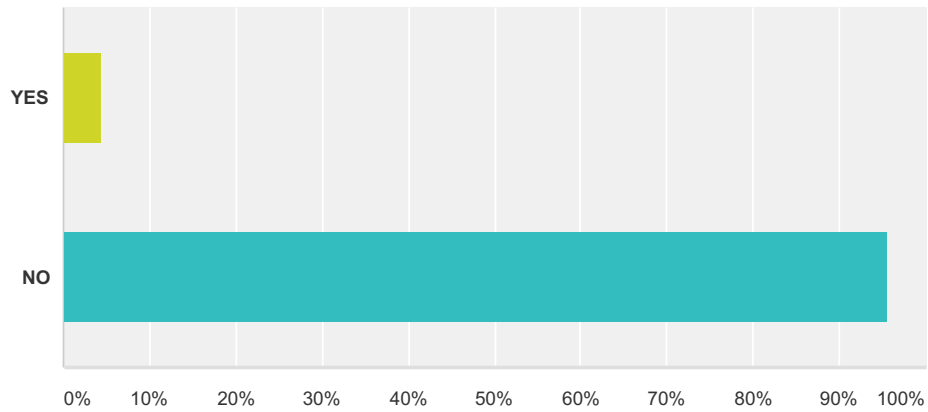
Answered: 608 Skipped: 262



Answer Choices	Responses
YES	1.64% 10
NO	98.36% 598
<b>Total</b>	<b>608</b>

**Q19 Since August 1, 2013 (start of Fall Semester), has someone had sexual contact with you when you were unable to provide consent or stop what was happening because you were passed out, drugged, drunk, incapacitated, or asleep? This question asks about incidents that you are CERTAIN happened.**

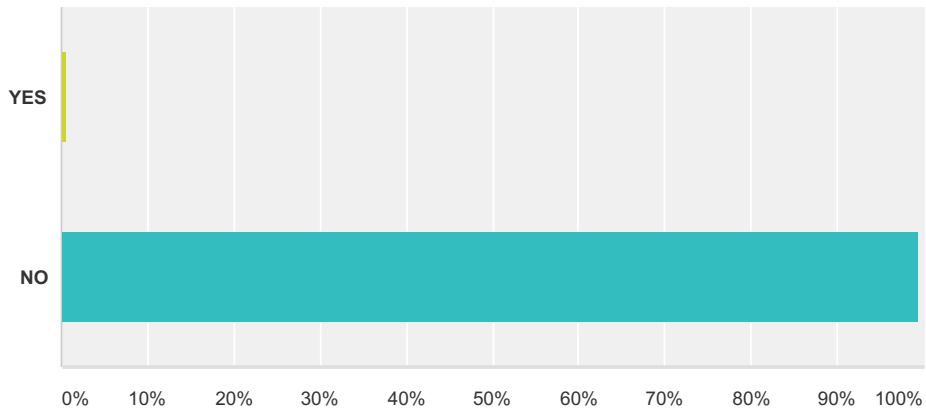
Answered: 608 Skipped: 262



Answer Choices	Responses
YES	4.44% 27
NO	95.56% 581
<b>Total</b>	<b>608</b>

**Q20 Since August 1st, 2013 (start of Fall Semester), have you suspected that someone has had sexual contact with you when you were unable to provide consent or stop what was happening because you were passed out, drugged, drunk, incapacitated, or asleep? This question asks about events that you think (but are NOT certain) happened.**

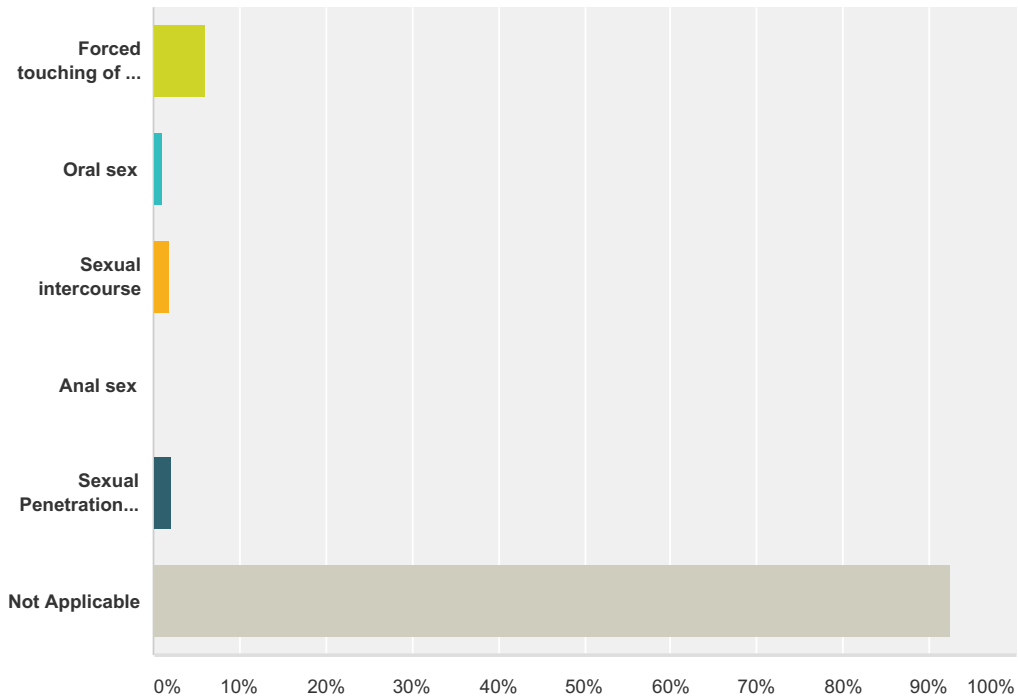
Answered: 582 Skipped: 288



Answer Choices	Responses
YES	0.69% 4
NO	99.31% 578
<b>Total</b>	<b>582</b>

**Q21 When the person had sexual contact with you by using or threatening you with physical force, which of the following happened? Please check all that apply.**

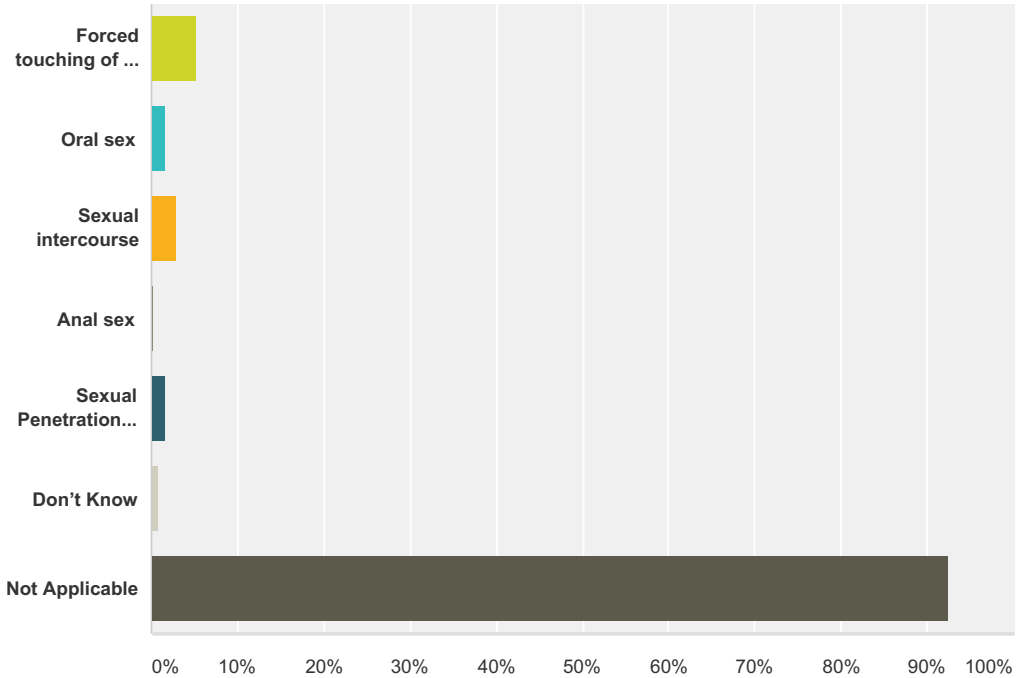
Answered: 604 Skipped: 266



Answer Choices	Responses
Forced touching of a sexual nature	6.13% 37
Oral sex	0.99% 6
Sexual intercourse	1.82% 11
Anal sex	0.00% 0
Sexual Penetration with a finger or object	1.99% 12
Not Applicable	92.55% 559
<b>Total Respondents: 604</b>	

**Q22 When the person had sexual contact with you when you were unable to provide consent or stop what was happening because you were passed out, drugged, drunk, incapacitated, or asleep, which of the following happened? Please check all that apply.**

Answered: 627 Skipped: 243

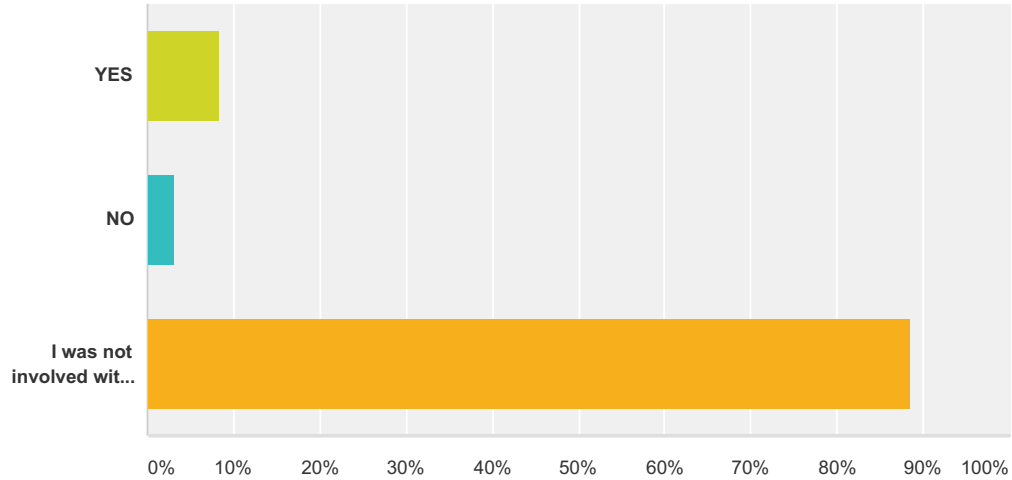


Answer Choices	Responses
Forced touching of a sexual nature	5.26% 33
Oral sex	1.75% 11
Sexual intercourse	2.87% 18
Anal sex	0.16% 1
Sexual Penetration with a finger or object	1.75% 11
Don't Know	0.80% 5
Not Applicable	92.50% 580
<b>Total Respondents: 627</b>	



**Q23 Just prior to the incident/any of the incidents, had you been drinking alcohol?  
Keep in mind that you are in no way responsible for the assault that occurred, even if you had been drinking.**

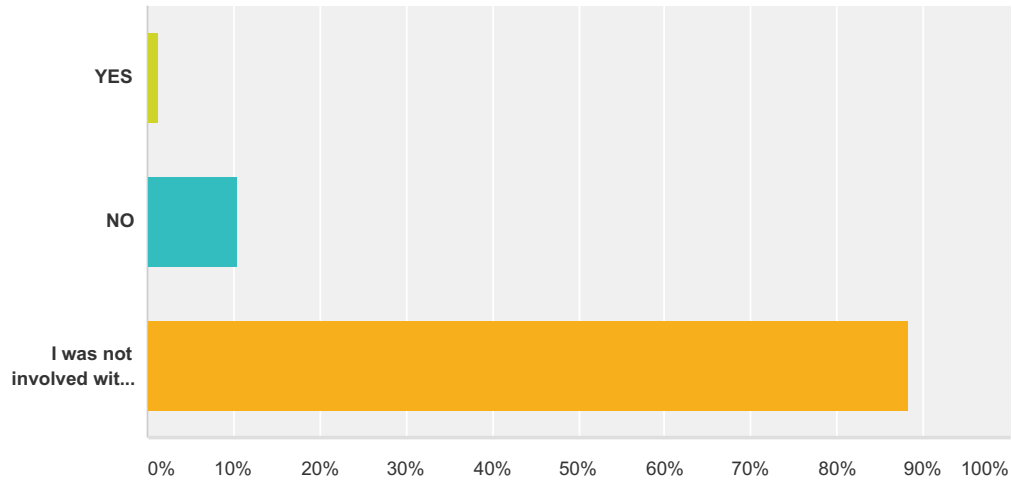
Answered: 630 Skipped: 240



Answer Choices	Responses
YES	8.25% 52
NO	3.17% 20
I was not involved with any incident/Not Applicable	88.57% 558
<b>Total</b>	<b>630</b>

### Q24 Just prior to the incident/any of the incidents, had you voluntarily been taking or using any drugs other than alcohol?

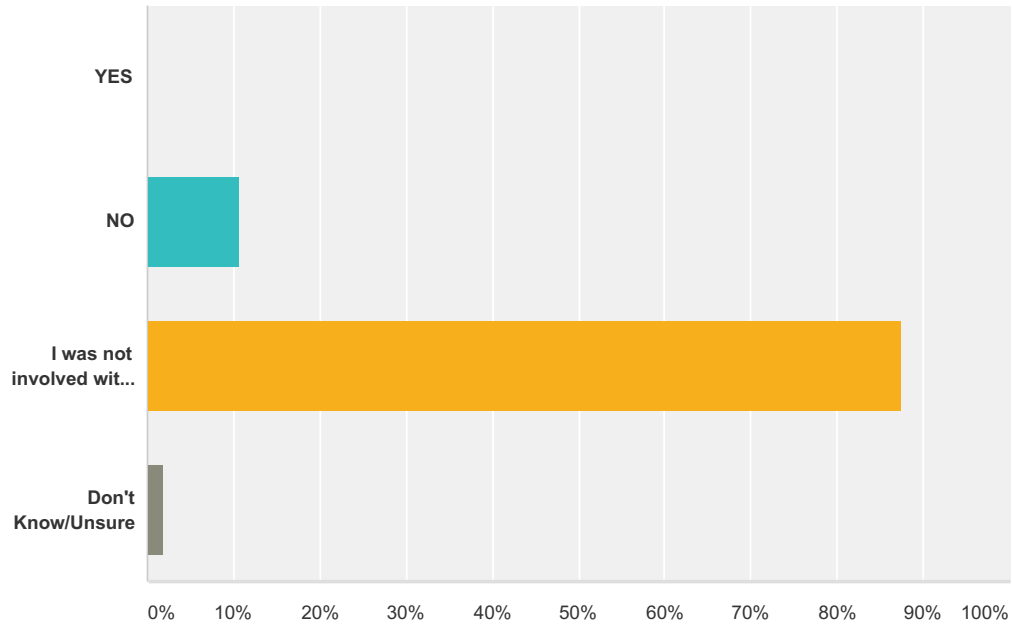
Answered: 631 Skipped: 239



Answer Choices	Responses
YES	1.27% 8
NO	10.46% 66
I was not involved with any incident/Not Applicable	88.27% 557
<b>Total</b>	<b>631</b>

### Q25 Just prior to the incident/any of the incidents, had you been given a drug without your knowledge or consent?

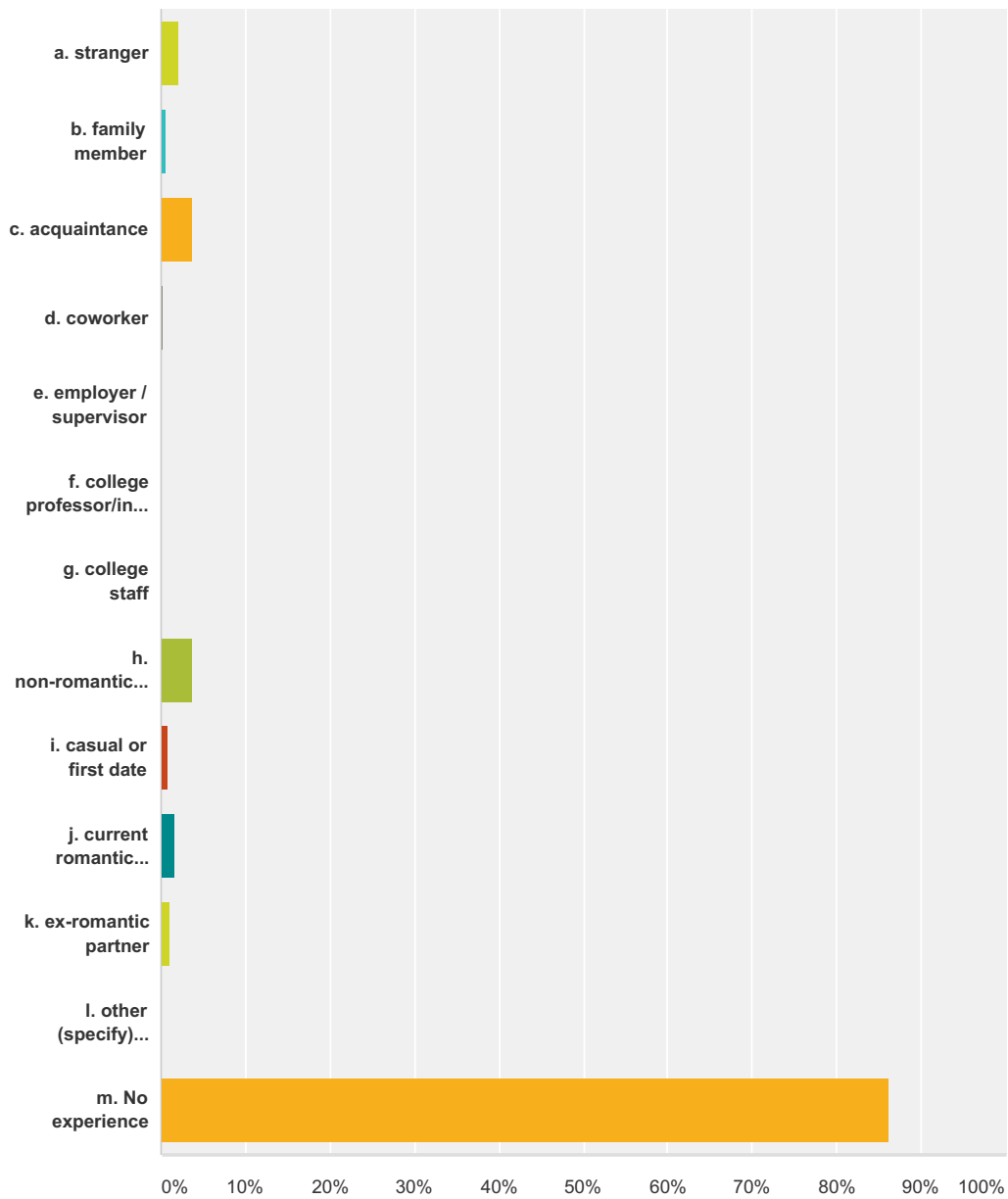
Answered: 632 Skipped: 238



Answer Choices	Responses
YES	0.00% 0
NO	10.60% 67
I was not involved with any incident/Not Applicable	87.50% 553
Don't Know/Unsure	1.90% 12
<b>Total</b>	<b>632</b>

### Q26 Who did the UNWANTED BEHAVIOR involve? (Check only one)

Answered: 623 Skipped: 247

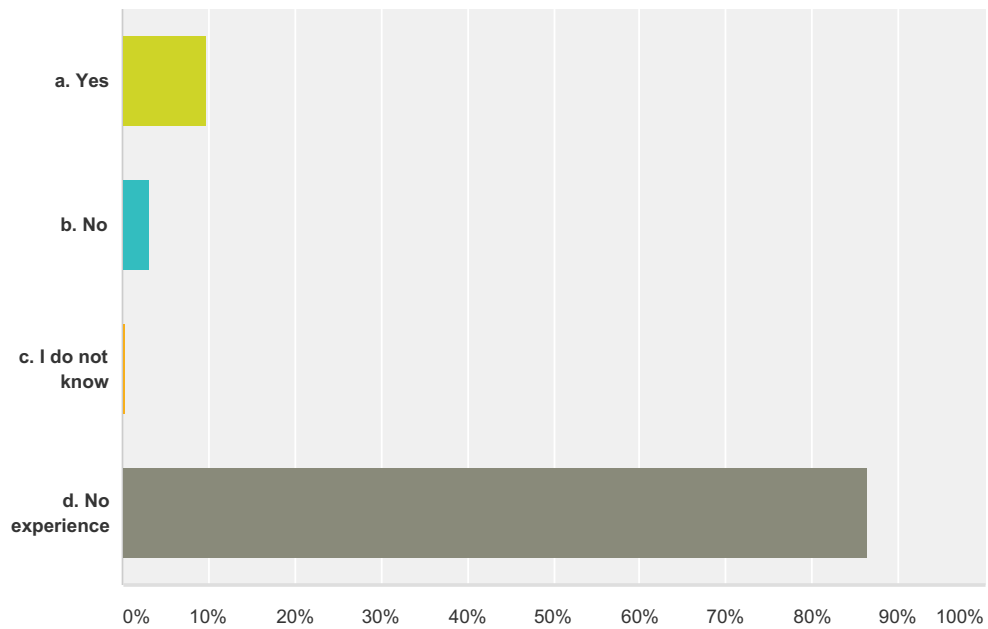


Answer Choices	Responses
a. stranger	2.09% 13
b. family member	0.64% 4
c. acquaintance	3.69% 23
d. coworker	0.16% 1
e. employer / supervisor	0.00% 0

f. college professor/instructor	0.00%	0
g. college staff	0.00%	0
h. non-romantic friend	3.69%	23
i. casual or first date	0.80%	5
j. current romantic partner	1.61%	10
k. ex-romantic partner	1.12%	7
l. other (specify) _____	0.00%	0
m. No experience	86.20%	537
<b>Total</b>		<b>623</b>

### Q27 Was this person a student at your college?

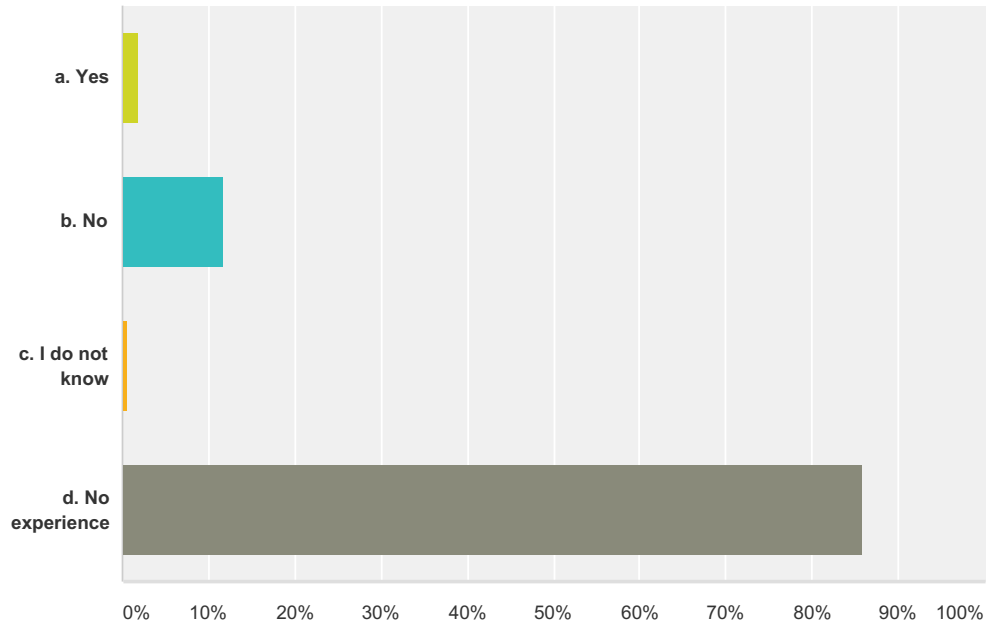
Answered: 620 Skipped: 250



Answer Choices	Responses
a. Yes	9.84% 61
b. No	3.23% 20
c. I do not know	0.48% 3
d. No experience	86.45% 536
<b>Total</b>	<b>620</b>

### Q28 Was this person affiliated with Gustavus, as an employee, staff, or faculty member?

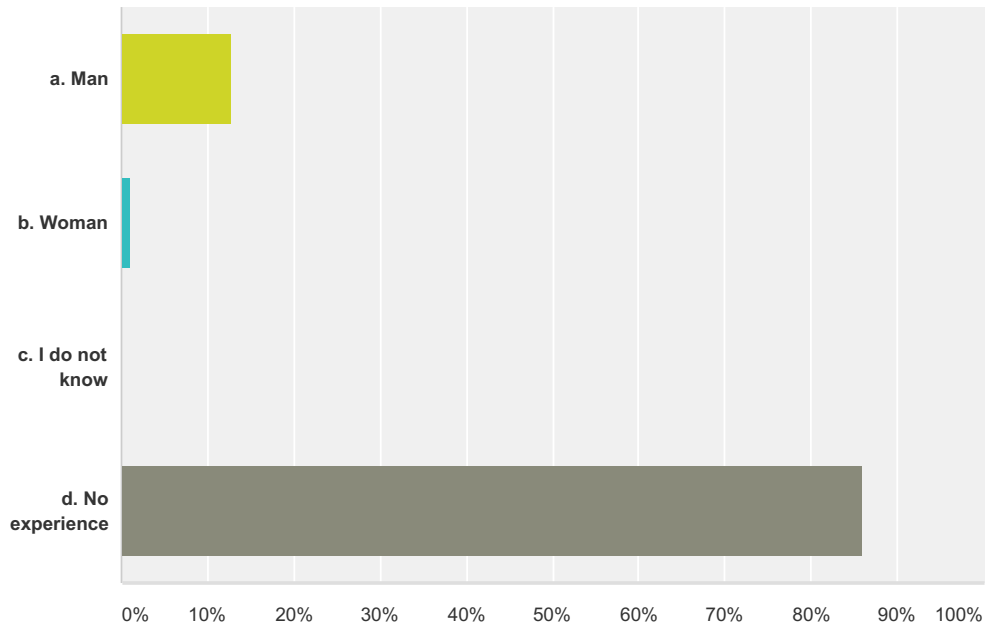
Answered: 624 Skipped: 246



Answer Choices	Responses	Count
a. Yes	1.92%	12
b. No	11.70%	73
c. I do not know	0.64%	4
d. No experience	85.74%	535
<b>Total</b>		<b>624</b>

### Q29 What was the gender of the individual who did this to you?

Answered: 626 Skipped: 244

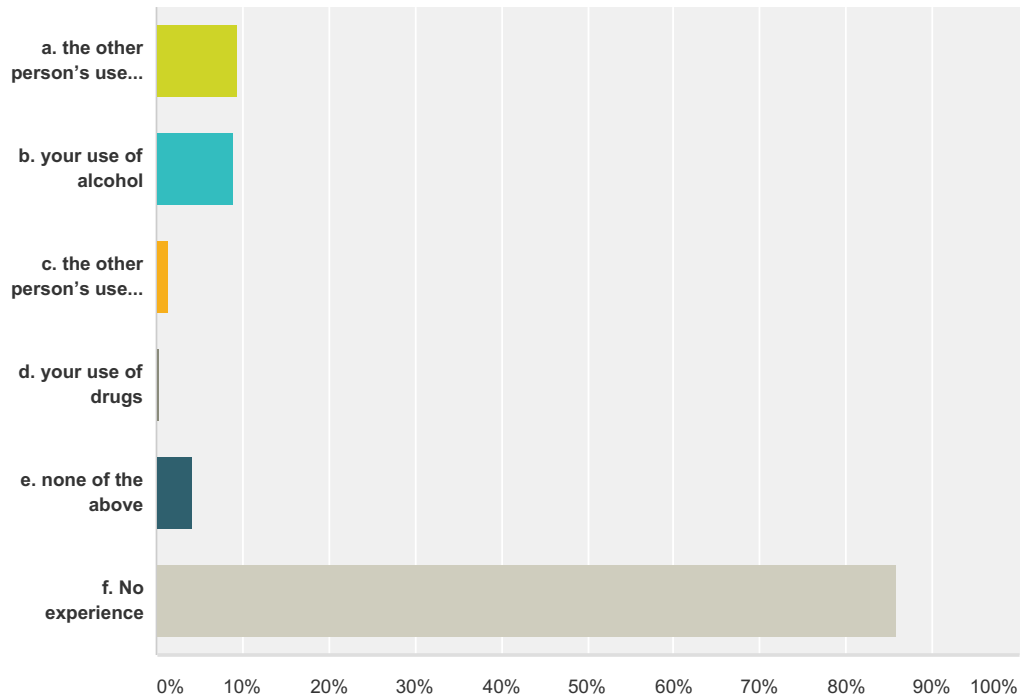


Answer Choices	Responses
a. Man	12.78% 80
b. Woman	1.12% 7
c. I do not know	0.00% 0
d. No experience	86.10% 539
<b>Total</b>	<b>626</b>



### Q30 Did the incident involve: (Mark ALL that apply)

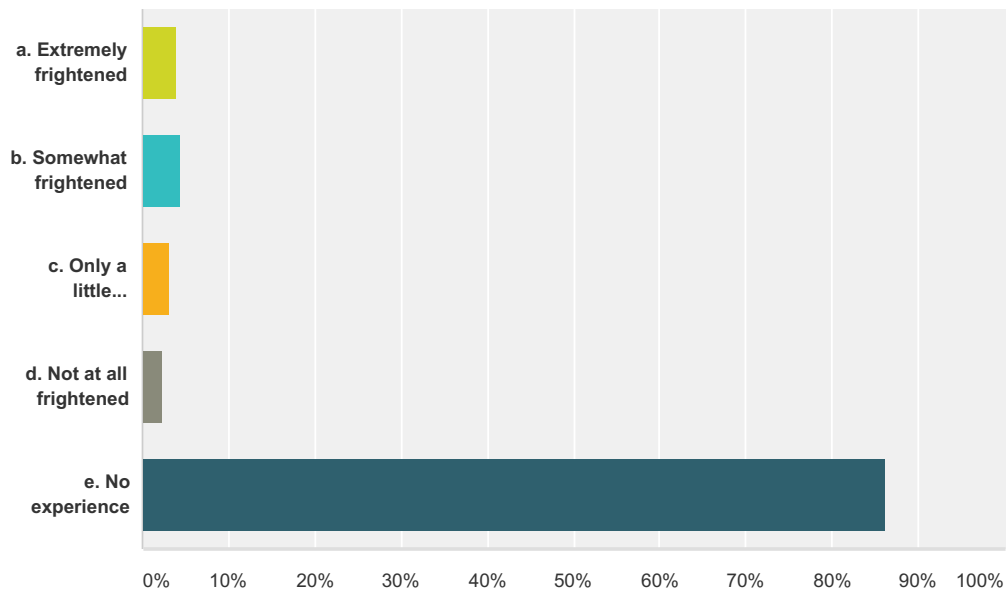
Answered: 611 Skipped: 259



Answer Choices	Responses
a. the other person's use of alcohol	9.49% 58
b. your use of alcohol	9.00% 55
c. the other person's use of drugs	1.47% 9
d. your use of drugs	0.33% 2
e. none of the above	4.26% 26
f. No experience	85.76% 524
<b>Total Respondents: 611</b>	

### Q31 How frightened were you by the incident?

Answered: 625 Skipped: 245



Answer Choices	Responses
a. Extremely frightened	4.00% 25
b. Somewhat frightened	4.32% 27
c. Only a little frightened	3.20% 20
d. Not at all frightened	2.24% 14
e. No experience	86.24% 539
<b>Total</b>	<b>625</b>

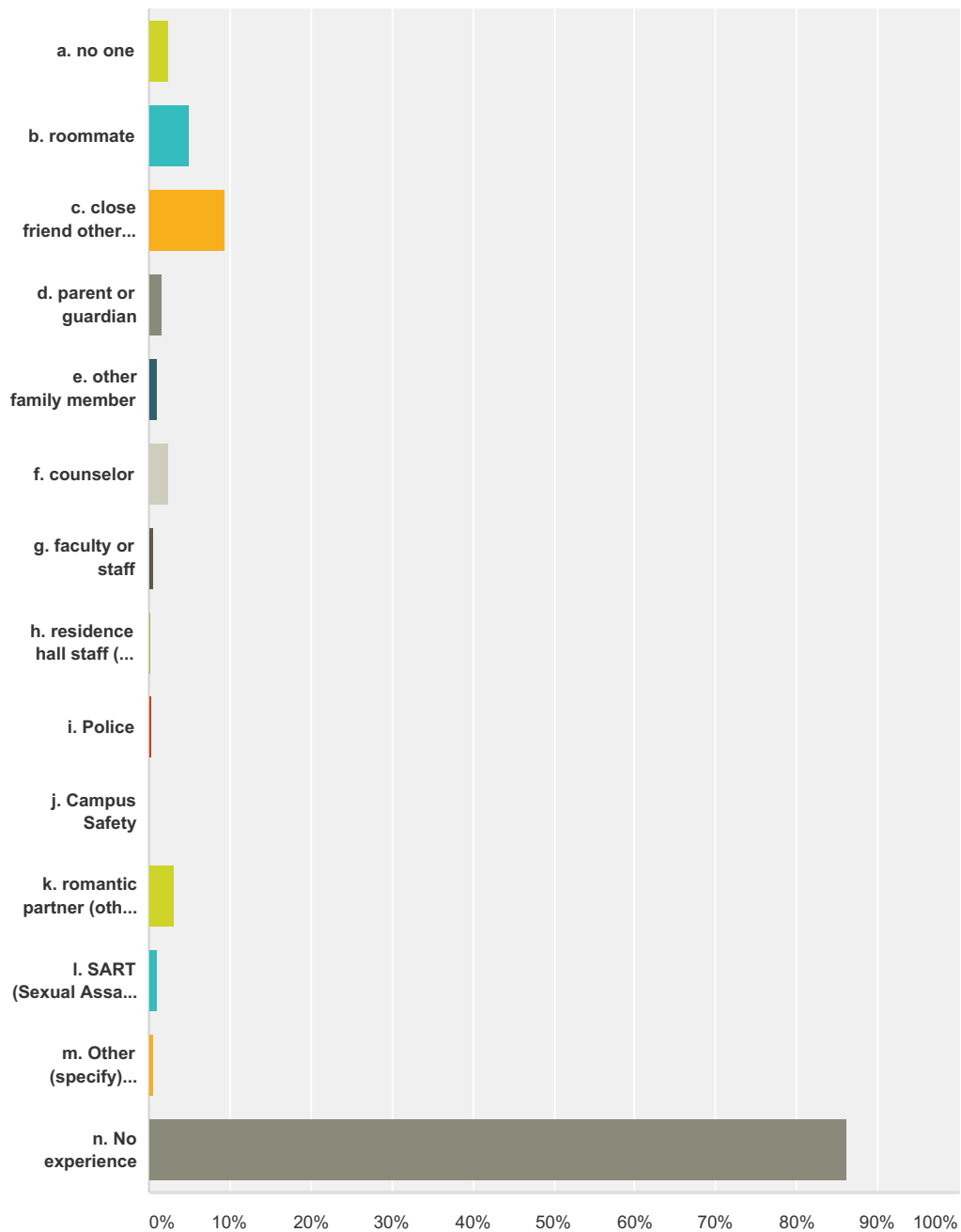
**Q32 Where did the incident occur? (Fill in ALL that apply)**

Answered: 368 Skipped: 502

Answer Choices	Responses
Off campus (please specify location):	9.78% 36
On campus (please specify location):	12.77% 47
Other location (please specify location):	2.45% 9
I was not involved with any incident / not applicable:	78.53% 289

### Q33 Who did you tell about the incident? (Mark ALL that apply)

Answered: 622 Skipped: 248

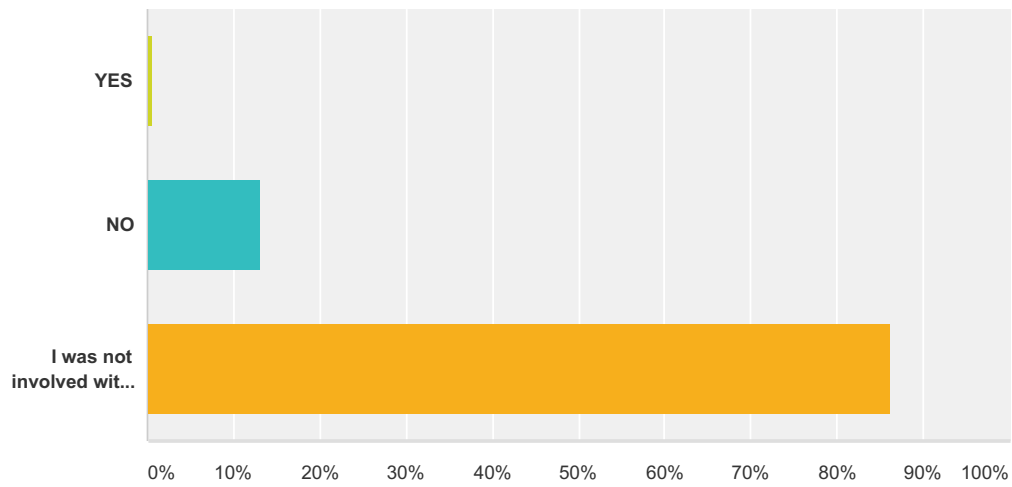


Answer Choices	Responses
a. no one	2.41% 15
b. roommate	4.98% 31
c. close friend other than roommate	9.32% 58
d. parent or guardian	1.61% 10

e. other family member	0.96%	6
f. counselor	2.41%	15
g. faculty or staff	0.64%	4
h. residence hall staff (CF, Area Coordinator)	0.16%	1
i. Police	0.32%	2
j. Campus Safety	0.00%	0
k. romantic partner (other than the one who did this to you)	3.22%	20
l. SART (Sexual Assault Response Team)	0.96%	6
m. Other (specify) _____	0.64%	4
n. No experience	86.17%	536
<b>Total Respondents: 622</b>		

### Q34 Did you use the formal procedures to report the incident(s)?

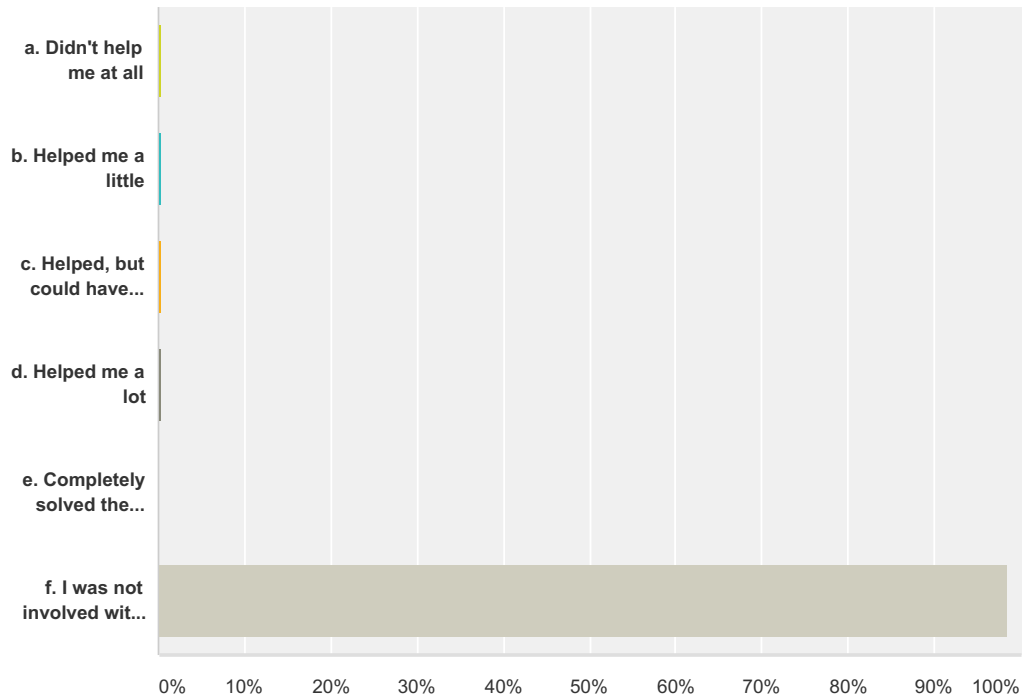
Answered: 622 Skipped: 248



Answer Choices	Responses
YES	0.64% 4
NO	13.18% 82
I was not involved with any incident/Not Applicable	86.17% 536
<b>Total</b>	<b>622</b>

### Q35 If yes, did the college formal procedures help you deal with the problem?

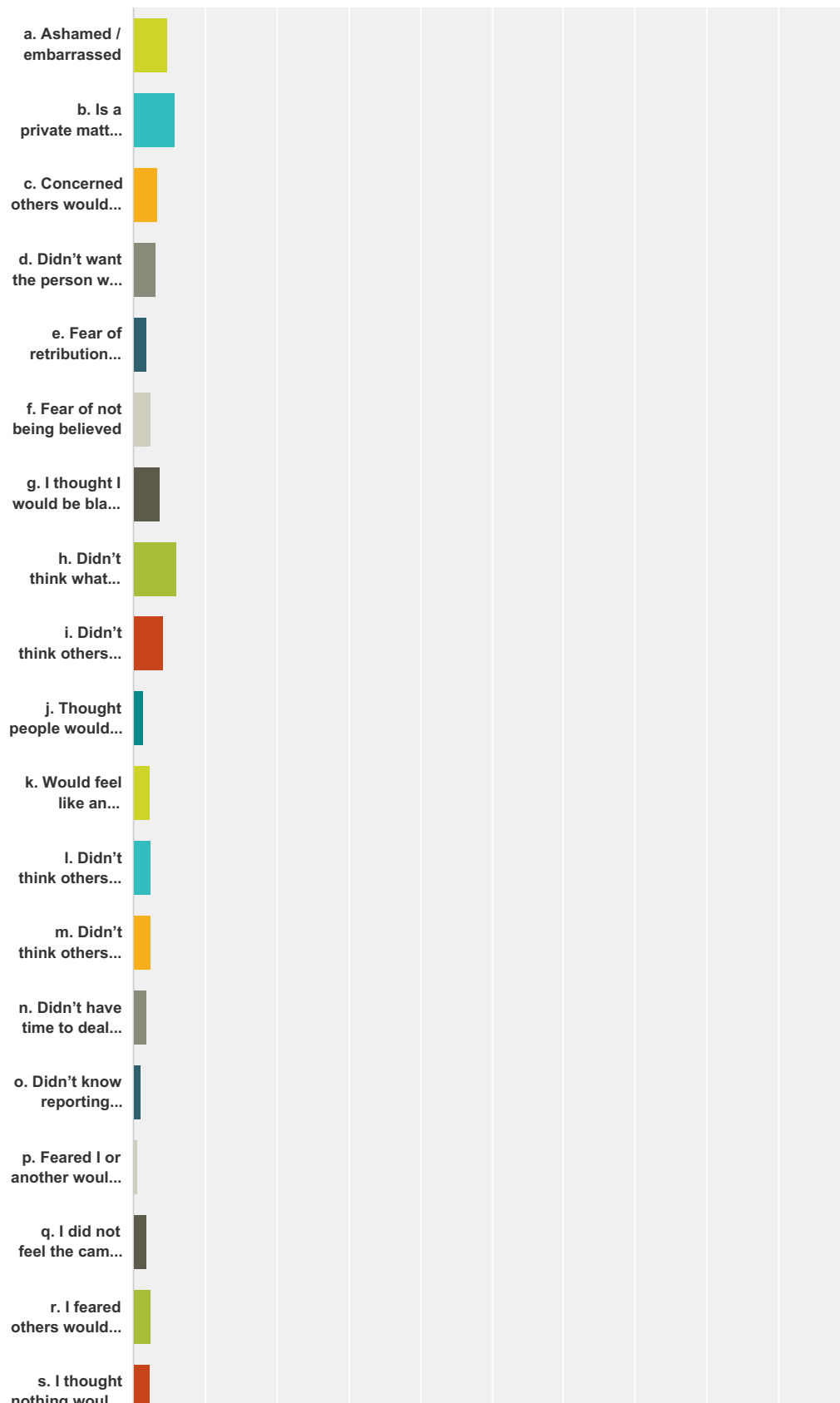
Answered: 609 Skipped: 261



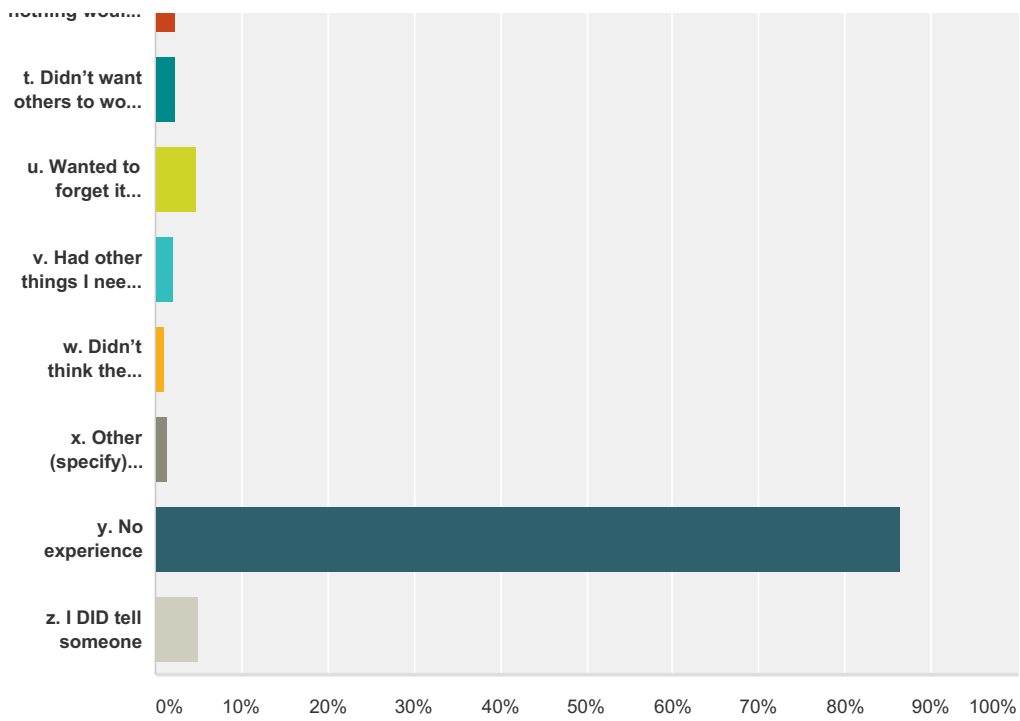
Answer Choices	Responses
a. Didn't help me at all	0.49% 3
b. Helped me a little	0.33% 2
c. Helped, but could have helped more	0.33% 2
d. Helped me a lot	0.33% 2
e. Completely solved the problem	0.00% 0
f. I was not involved with any incident/Not Applicable	98.52% 600
<b>Total</b>	<b>609</b>

### Q36 If you did not tell anyone, why? (Mark ALL that apply)

Answered: 616 Skipped: 254





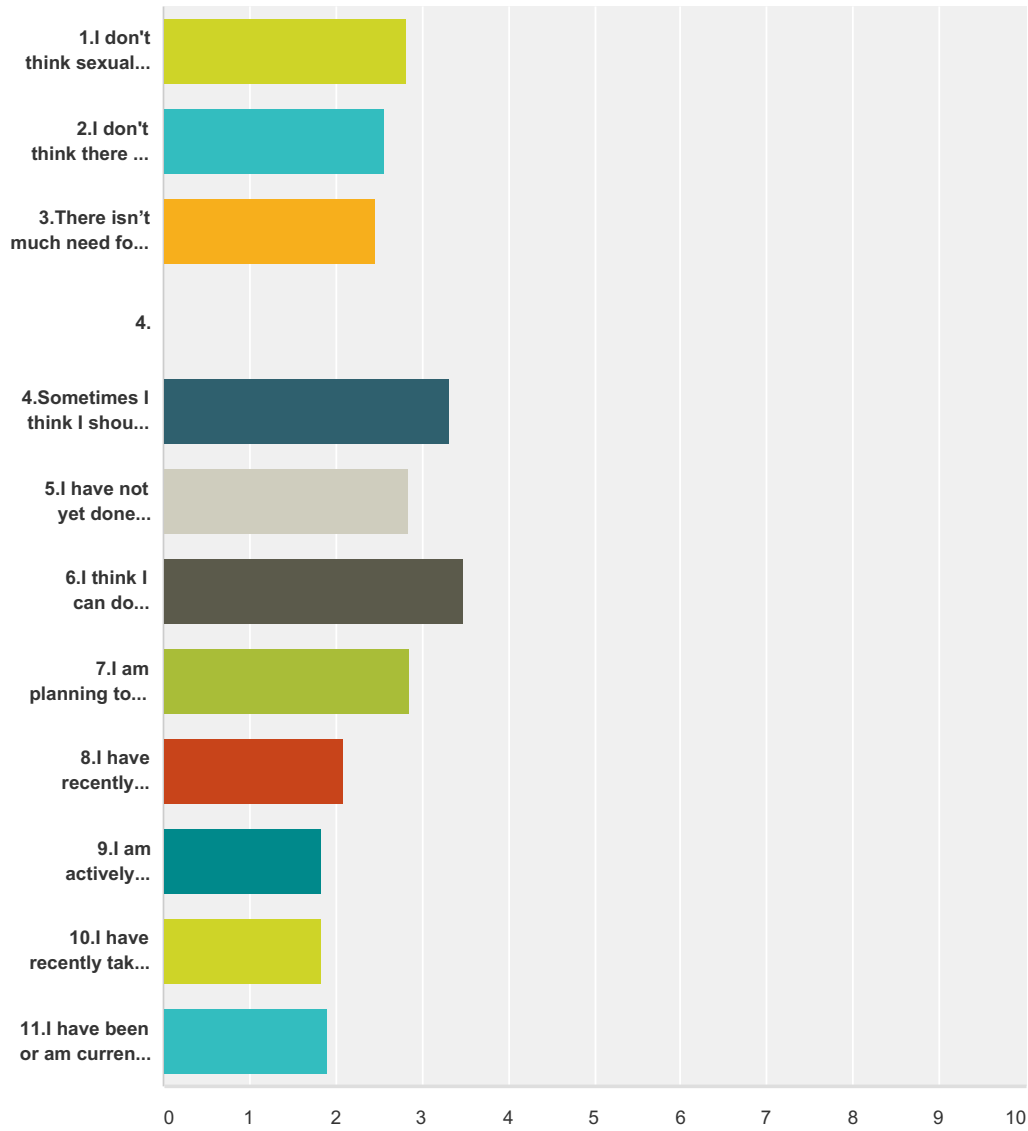


Answer Choices	Responses
a. Ashamed / embarrassed	4.71% 29
b. Is a private matter – wanted to deal with it on own	5.84% 36
c. Concerned others would find out	3.25% 20
d. Didn't want the person who did it to get in trouble	3.08% 19
e. Fear of retribution from the person who did it	1.95% 12
f. Fear of not being believed	2.44% 15
g. I thought I would be blamed for what happened	3.73% 23
h. Didn't think what happened was serious enough to talk about	6.01% 37
i. Didn't think others would think it was serious	4.22% 26
j. Thought people would try to tell me what to do	1.46% 9
k. Would feel like an admission of failure	2.27% 14
l. Didn't think others would think it was important	2.44% 15
m. Didn't think others would understand	2.44% 15
n. Didn't have time to deal with it due to academics, work, etc.	1.79% 11
o. Didn't know reporting procedure on campus	1.14% 7
p. Feared I or another would be punished for infractions or violations (such as underage drinking)	0.65% 4
q. I did not feel the campus leadership would solve my problems	1.79% 11
r. I feared others would harass me or react negatively toward me	2.44% 15
s. I thought nothing would be done	2.27% 14

t. Didn't want others to worry about me	2.27%	14
u. Wanted to forget it happened	4.87%	30
v. Had other things I needed to focus on and was concerned about (classes, work)	2.11%	13
w. Didn't think the school would do anything about my report.	1.14%	7
x. Other (specify) _____	1.46%	9
y. No experience	86.53%	533
z. I DID tell someone	5.03%	31
<b>Total Respondents: 616</b>		

**Q37 Sexual violence refers to a range of behaviors that are unwanted by the recipient and include remarks about physical appearance; persistent sexual advances that are undesired by the recipient; unwanted touching; and unwanted oral, anal, or vaginal penetration or attempted penetration. These behaviors could be initiated by someone known or unknown to the recipient, including someone they are in a relationship with. Please read the following statements and circle the number that indicates how true each is of you.**

Answered: 608 Skipped: 262

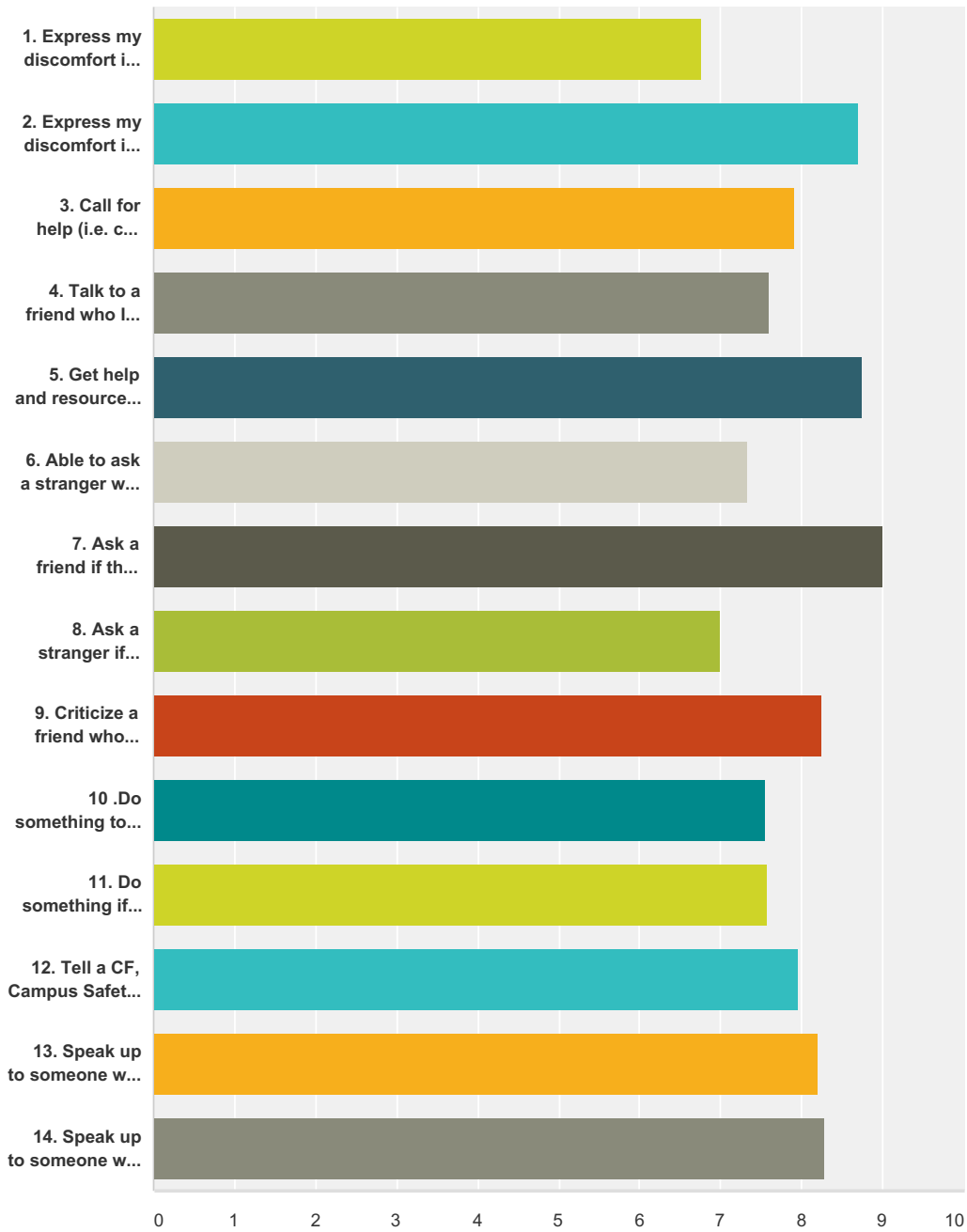


	1. Strongly disagree/ Not all true	2	3	4	5. Strongly agree/Very much true	Total	Weighted Average
1. I don't think sexual violence is a problem on this campus.	13.16% 80	25.82% 157	32.24% 196	24.34% 148	4.44% 27	608	2.81
2. I don't think there is much I can do about sexual violence on campus.	14.47% 88	36.02% 219	29.77% 181	17.76% 108	1.97% 12	608	2.57
3. There isn't much need for me to think about sexual violence on campus.	20.59% 125	34.76% 211	25.21% 153	15.98% 97	3.46% 21	607	2.47
4.	0.00% 0	0.00% 0	0.00% 0	0.00% 0	0.00% 0	0	0.00
4. Sometimes I think I should learn more about sexual violence.	5.11% 31	15.65% 95	31.30% 190	38.88% 236	9.06% 55	607	3.31
5. I have not yet done anything to learn more about sexual violence.	15.13% 92	27.47% 167	23.03% 140	27.96% 170	6.41% 39	608	2.83
6. I think I can do something about sexual violence.	1.32% 8	11.26% 68	35.43% 214	41.23% 249	10.76% 65	604	3.49

7. I am planning to learn more about the problem of sexual violence on campus.	<b>7.59%</b> 46	<b>27.06%</b> 164	<b>40.92%</b> 248	<b>20.30%</b> 123	<b>4.13%</b> 25	606	2.86
8. I have recently attended a program about sexual violence.	<b>44.72%</b> 271	<b>26.40%</b> 160	<b>11.72%</b> 71	<b>10.07%</b> 61	<b>7.10%</b> 43	606	2.08
9. I am actively involved in projects to deal with sexual violence on campus.	<b>52.31%</b> 317	<b>27.23%</b> 165	<b>10.89%</b> 66	<b>4.79%</b> 29	<b>4.79%</b> 29	606	1.83
10. I have recently taken part in activities or volunteered my time on projects focused on ending sexual violence on campus.	<b>54.11%</b> 329	<b>24.67%</b> 150	<b>9.21%</b> 56	<b>7.07%</b> 43	<b>4.93%</b> 30	608	1.84
11. I have been or am currently involved in ongoing efforts to end sexual violence on campus.	<b>52.22%</b> 317	<b>23.23%</b> 141	<b>12.36%</b> 75	<b>7.58%</b> 46	<b>4.61%</b> 28	607	1.89

**Q38 Please read each of the following behaviors. Indicate in the column how confident you are that you could do them. Rate your degree of confidence by checking a number from 1-10 using the scale given below:**

Answered: 575 Skipped: 295



	1 - Can't do	2	3 - Slightly Confident	4	5 - Somewhat Confident	6	7	8 - Pretty Confident	9	10 - Very Confident	Total	Weighted Average

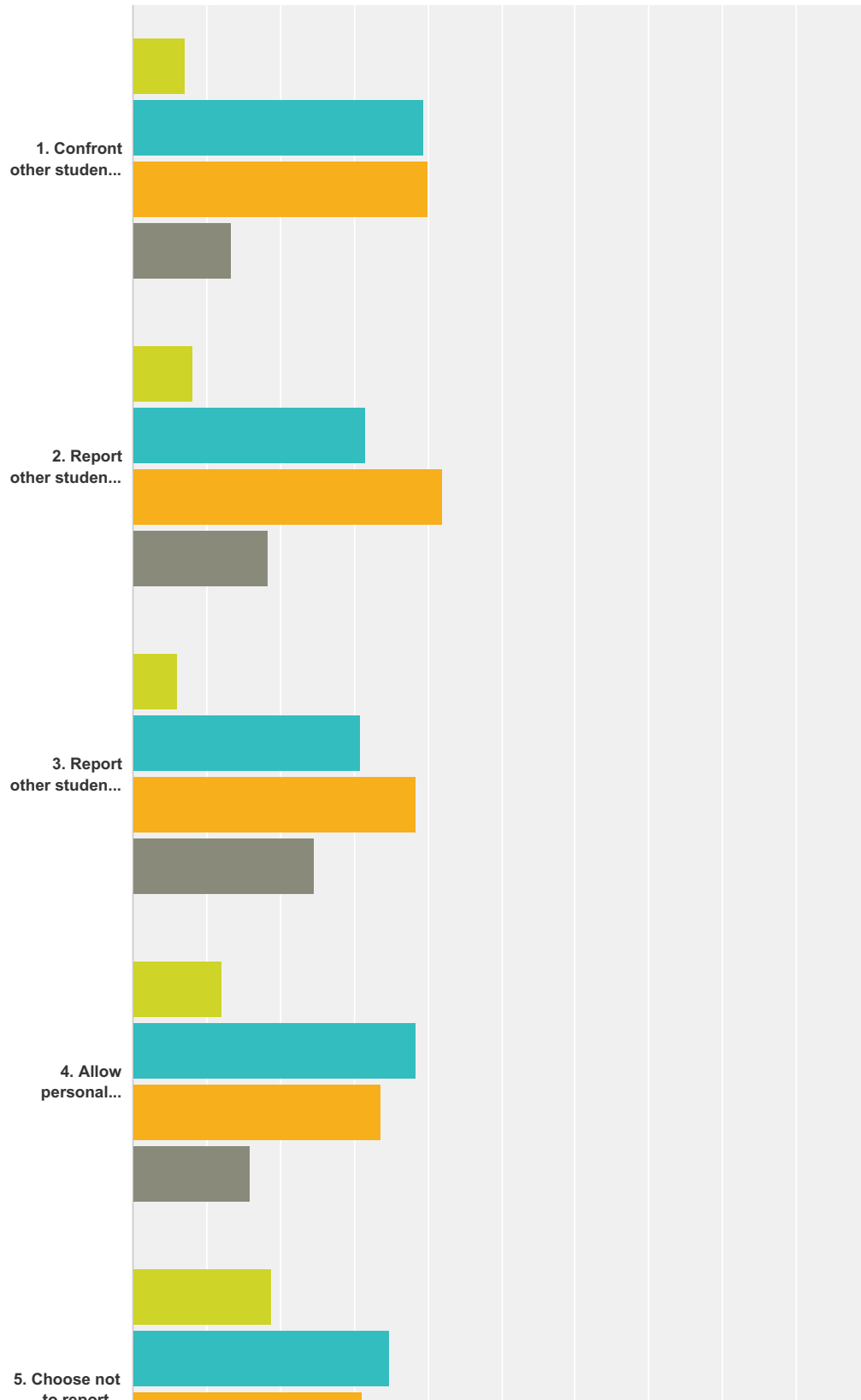
1. Express my discomfort if someone makes a joke about a woman's body.	<b>1.05%</b> 6	<b>4.71%</b> 27	<b>8.03%</b> 46	<b>3.84%</b> 22	<b>15.18%</b> 87	<b>8.73%</b> 50	<b>9.77%</b> 56	<b>26.35%</b> 151	<b>4.71%</b> 27	<b>17.63%</b> 101	573	6.76
2. Express my discomfort if someone says that rape victims are to blame for being raped.	<b>0.52%</b> 3	<b>1.22%</b> 7	<b>1.22%</b> 7	<b>1.05%</b> 6	<b>4.89%</b> 28	<b>1.92%</b> 11	<b>4.54%</b> 26	<b>22.16%</b> 127	<b>10.47%</b> 60	<b>52.01%</b> 298	573	8.70
3. Call for help (i.e. call 911) if I hear someone in my dorm yelling "help."	<b>0.00%</b> 0	<b>1.75%</b> 10	<b>3.49%</b> 20	<b>2.79%</b> 16	<b>8.90%</b> 51	<b>5.24%</b> 30	<b>11.34%</b> 65	<b>19.72%</b> 113	<b>13.44%</b> 77	<b>33.33%</b> 191	573	7.92
4. Talk to a friend who I suspect is in a sexually abusive relationship.	<b>0.18%</b> 1	<b>1.58%</b> 9	<b>3.85%</b> 22	<b>2.28%</b> 13	<b>10.68%</b> 61	<b>7.88%</b> 45	<b>10.86%</b> 62	<b>27.85%</b> 159	<b>12.26%</b> 70	<b>22.59%</b> 129	571	7.60
5. Get help and resources for a friend who tells me they have been raped.	<b>0.17%</b> 1	<b>0.17%</b> 1	<b>1.05%</b> 6	<b>1.05%</b> 6	<b>4.37%</b> 25	<b>2.97%</b> 17	<b>6.12%</b> 35	<b>20.80%</b> 119	<b>15.38%</b> 88	<b>47.90%</b> 274	572	8.74
6. Able to ask a stranger who looks very upset at a party if they are ok or need help.	<b>0.88%</b> 5	<b>2.63%</b> 15	<b>5.60%</b> 32	<b>4.03%</b> 23	<b>10.33%</b> 59	<b>8.06%</b> 46	<b>12.43%</b> 71	<b>20.67%</b> 118	<b>12.43%</b> 71	<b>22.94%</b> 131	571	7.33
7. Ask a friend if they need to be walked home from a party.	<b>0.00%</b> 0	<b>0.18%</b> 1	<b>0.70%</b> 4	<b>0.88%</b> 5	<b>2.63%</b> 15	<b>2.46%</b> 14	<b>5.26%</b> 30	<b>17.19%</b> 98	<b>14.91%</b> 85	<b>55.79%</b> 318	570	9.00
8. Ask a stranger if they need to be walked home from a party.	<b>2.28%</b> 13	<b>2.80%</b> 16	<b>6.65%</b> 38	<b>4.55%</b> 26	<b>11.38%</b> 65	<b>9.98%</b> 57	<b>14.01%</b> 80	<b>17.51%</b> 100	<b>10.68%</b> 61	<b>20.14%</b> 115	571	6.99
9. Criticize a friend who tells me that they had sex with someone who was passed out or who didn't give consent.	<b>2.98%</b> 17	<b>2.11%</b> 12	<b>2.46%</b> 14	<b>2.28%</b> 13	<b>5.26%</b> 30	<b>3.68%</b> 21	<b>5.26%</b> 30	<b>16.32%</b> 93	<b>12.11%</b> 69	<b>47.54%</b> 271	570	8.24

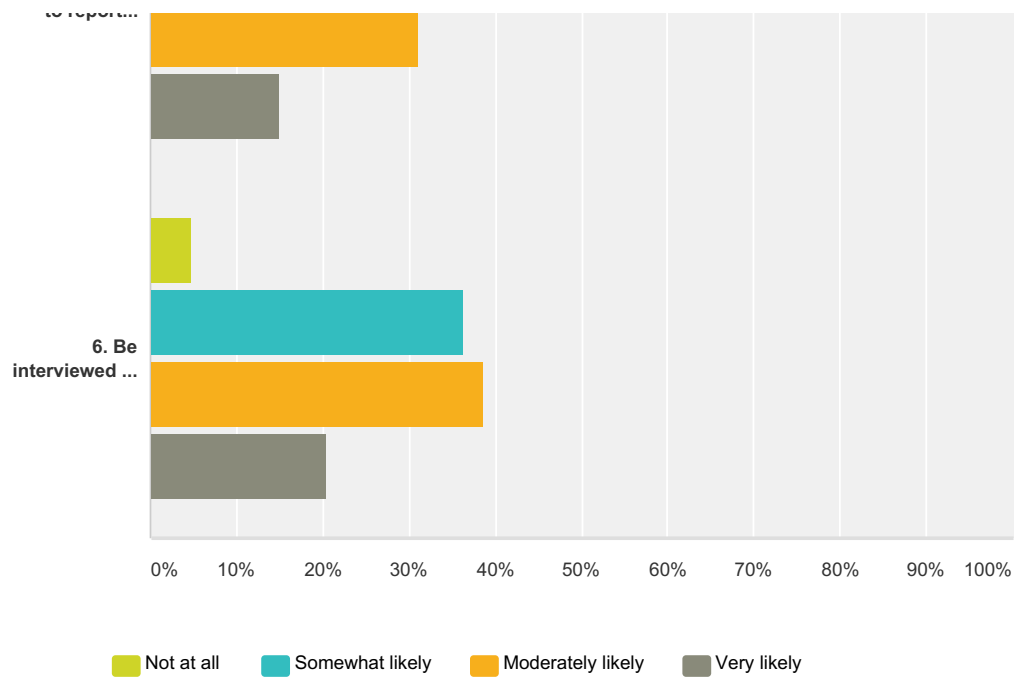
10 .Do something to help a very drunk person who is being brought upstairs to a bedroom by a group of people at a party.	<b>0.88%</b> 5	<b>2.11%</b> 12	<b>3.51%</b> 20	<b>4.04%</b> 23	<b>8.42%</b> 48	<b>10.18%</b> 58	<b>10.88%</b> 62	<b>22.81%</b> 130	<b>10.70%</b> 61	<b>26.49%</b> 151	570	7.55
11. Do something if I see a woman surrounded by a group of men at a party who looks very uncomfortable.	<b>0.53%</b> 3	<b>1.93%</b> 11	<b>3.85%</b> 22	<b>4.03%</b> 23	<b>10.16%</b> 58	<b>7.36%</b> 42	<b>11.73%</b> 67	<b>22.07%</b> 126	<b>10.86%</b> 62	<b>27.50%</b> 157	571	7.58
12. Tell a CF, Campus Safety, or other campus authority about information I have that might help in a sexual assault case even if pressured by my peers to stay silent.	<b>0.35%</b> 2	<b>1.23%</b> 7	<b>1.93%</b> 11	<b>2.63%</b> 15	<b>7.18%</b> 41	<b>7.88%</b> 45	<b>12.61%</b> 72	<b>21.54%</b> 123	<b>14.54%</b> 83	<b>30.12%</b> 172	571	7.95
13. Speak up to someone who is making excuses for forcing someone to have sex with them.	<b>0.18%</b> 1	<b>0.70%</b> 4	<b>2.46%</b> 14	<b>1.41%</b> 8	<b>7.03%</b> 40	<b>5.80%</b> 33	<b>11.78%</b> 67	<b>18.98%</b> 108	<b>15.29%</b> 87	<b>36.38%</b> 207	569	8.20
14. Speak up to someone who is making excuses for having sex with someone who is unable to give full consent.	<b>0.18%</b> 1	<b>0.88%</b> 5	<b>2.64%</b> 15	<b>1.23%</b> 7	<b>5.27%</b> 30	<b>5.80%</b> 33	<b>10.54%</b> 60	<b>19.86%</b> 113	<b>16.34%</b> 93	<b>37.26%</b> 212	569	8.28



### Q39 For the next few questions, based on behavior you have observed, how likely are other students willing to:

Answered: 565 Skipped: 305

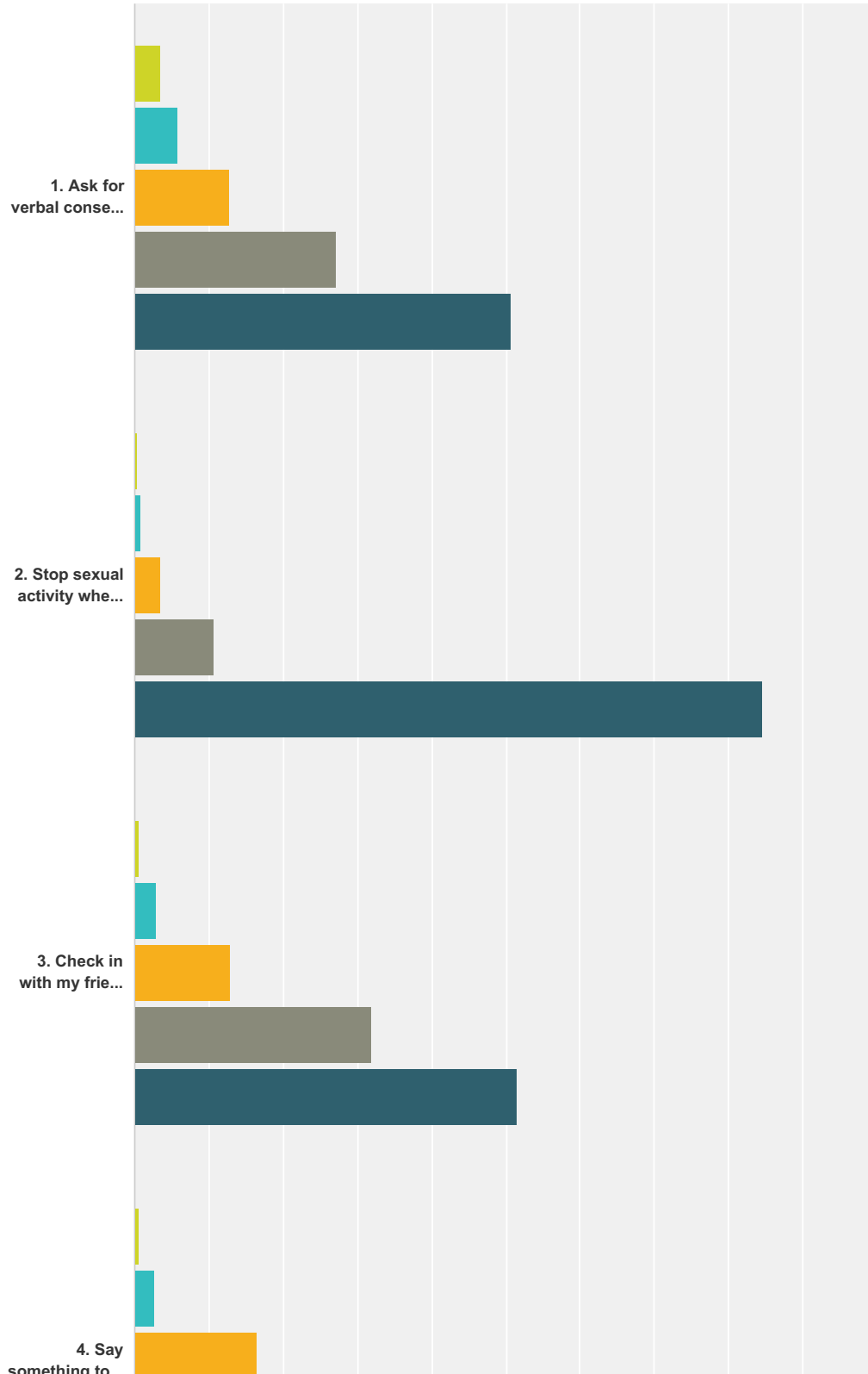


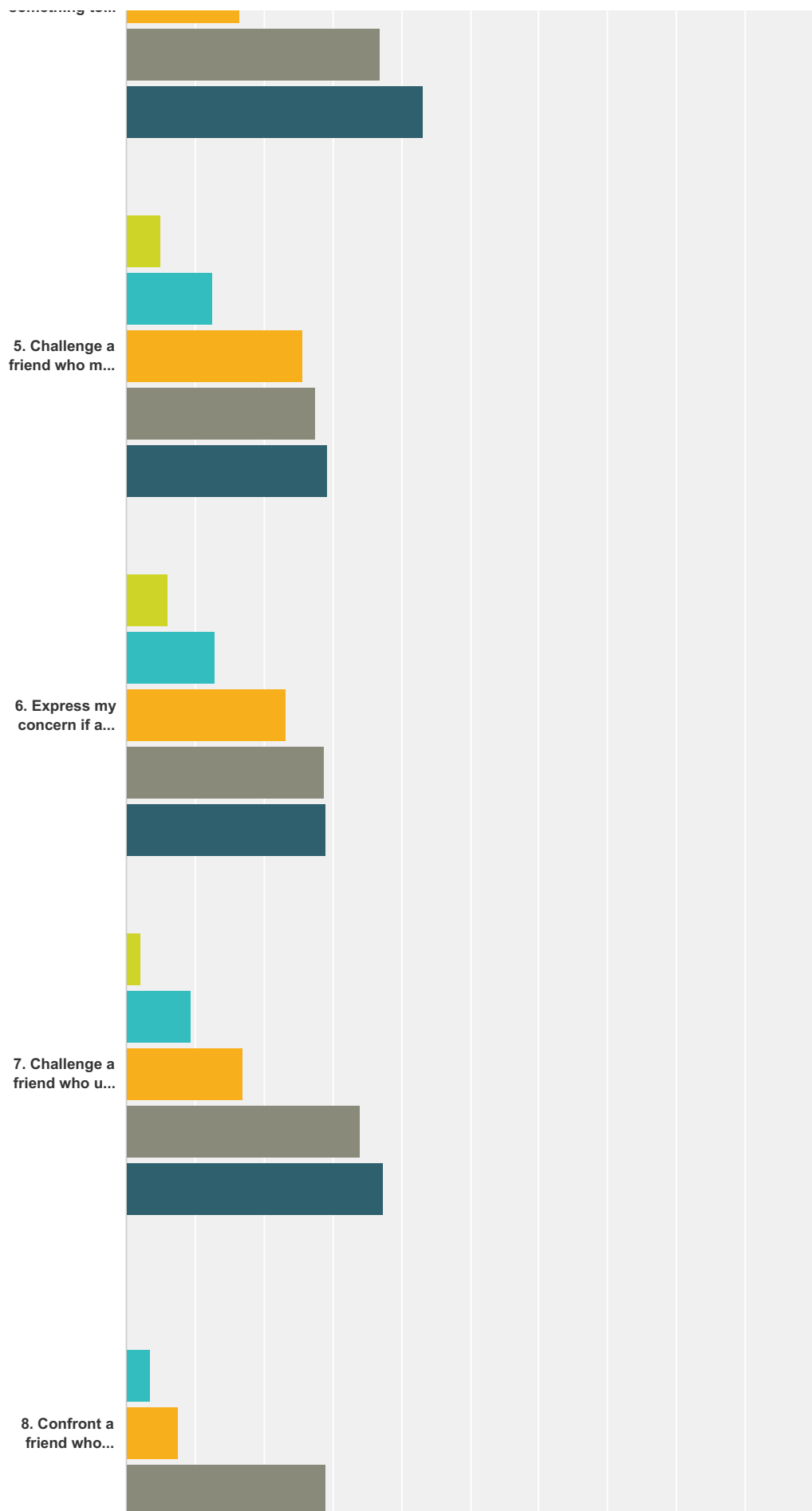


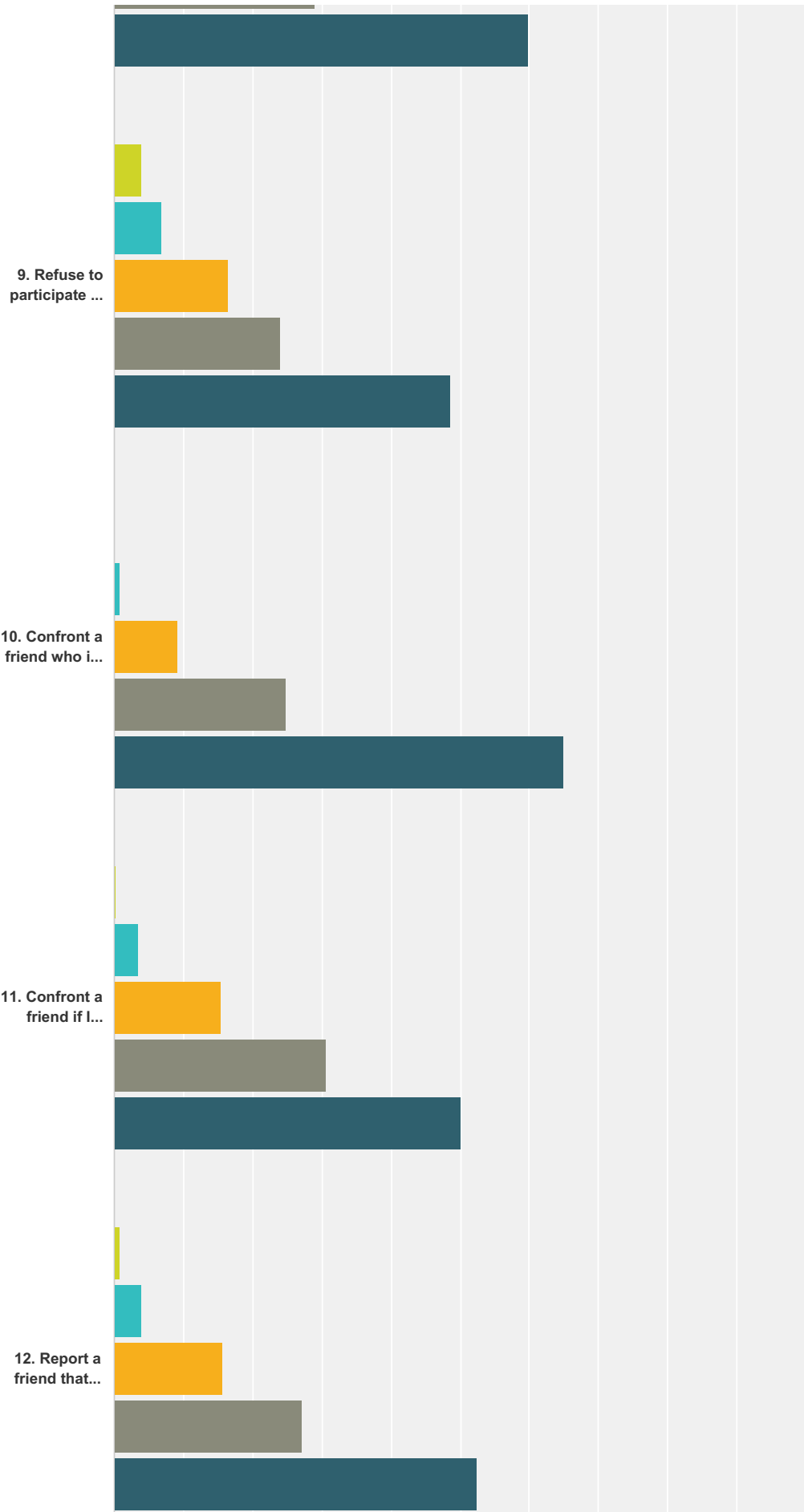
	Not at all	Somewhat likely	Moderately likely	Very likely	Total
1. Confront other students who make inappropriate or negative sexual comments and gestures?	7.09% 40	39.54% 223	40.07% 226	13.30% 75	564
2. Report other students who continue to engage in sexual harassing or unwanted sexual behaviors after having been previously confronted?	8.17% 46	31.44% 177	41.92% 236	18.47% 104	563
3. Report other students who use force or pressure to engage in sexual contact?	6.02% 34	30.97% 175	38.41% 217	24.60% 139	565
4. Allow personal loyalties to affect reporting of sexual assault?	12.10% 68	38.43% 216	33.63% 189	15.84% 89	562
5. Choose not to report sexual assault out of concern they or others will be punished for infractions, such as underage drinking or fraternization?	18.79% 106	34.93% 197	31.21% 176	15.07% 85	564
6. Be interviewed as or serve as a witness in a sexual assault case if they knew relevant information?	4.80% 27	36.23% 204	38.54% 217	20.43% 115	563

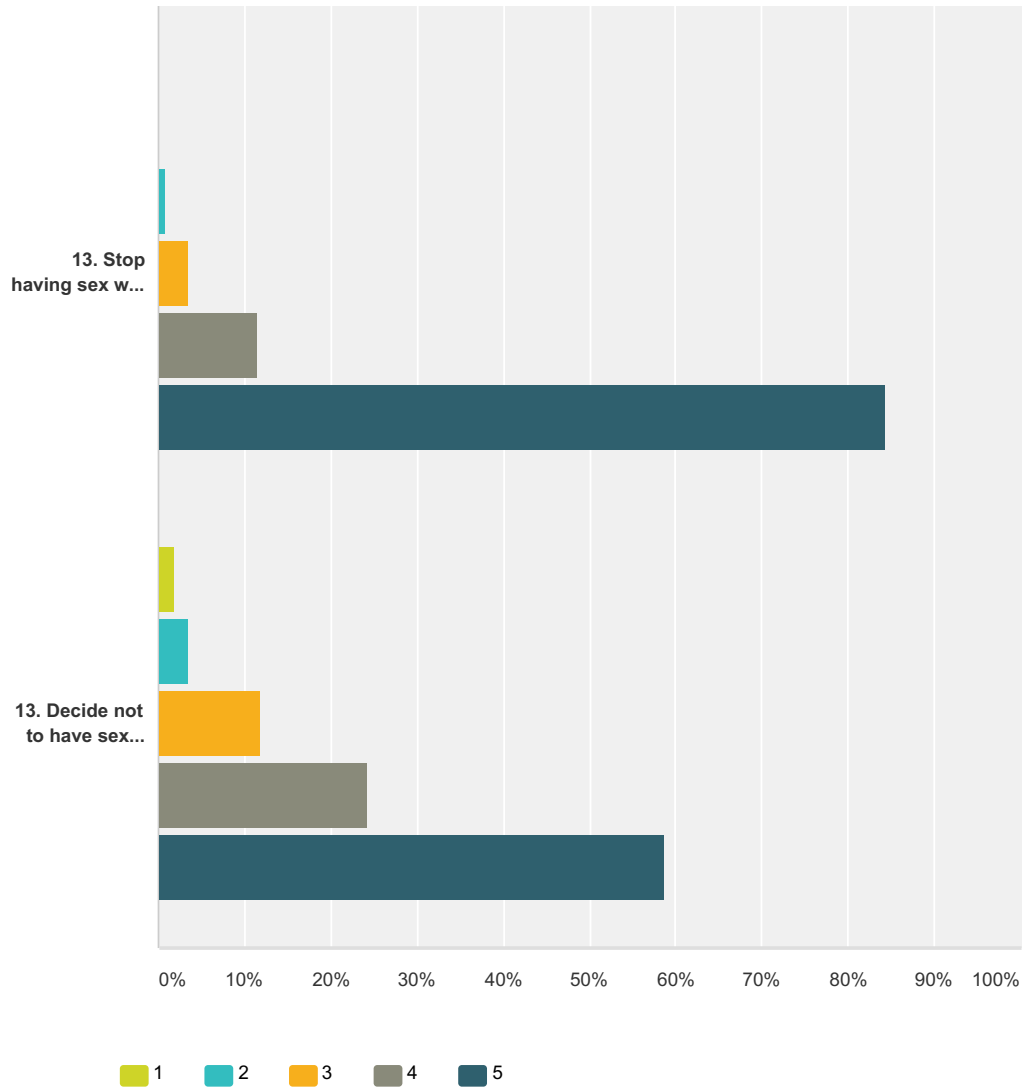
**Q40 Please indicate how likely you are to engage in each of the following behaviors using this scale (1 being Not Likely and 5 being Extremely likely):**

Answered: 550 Skipped: 320







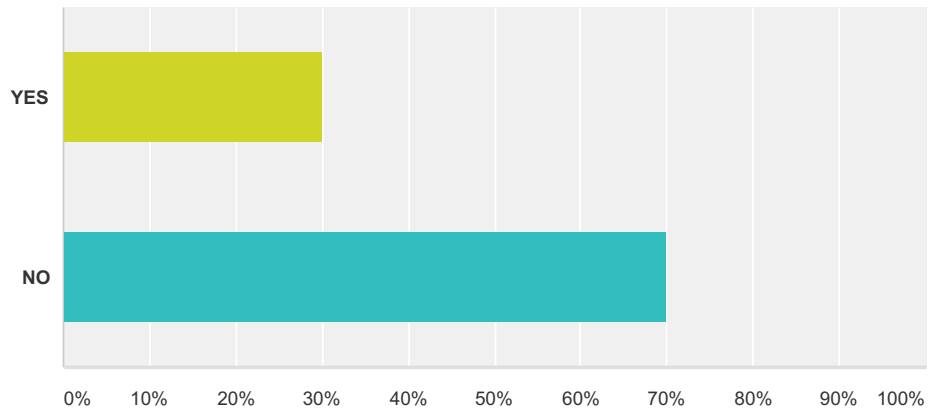


	1	2	3	4	5	Total
1. Ask for verbal consent when I am intimate with my partner, even if we are in a long-term relationship.	3.46% 19	5.83% 32	12.75% 70	27.14% 149	50.82% 279	549
2. Stop sexual activity when asked to, even if I am already sexually aroused.	0.36% 2	0.91% 5	3.46% 19	10.75% 59	84.52% 464	549
3. Check in with my friend who looks drunk when they go to a room with someone else at a party.	0.73% 4	2.91% 16	12.93% 71	31.88% 175	51.55% 283	549
4. Say something to my friend who is taking a drunk person back to their room at a party.	0.55% 3	2.74% 15	16.42% 90	37.04% 203	43.25% 237	548
5. Challenge a friend who made a sexist joke.	4.94% 27	12.61% 69	25.59% 140	27.61% 151	29.25% 160	547
6. Express my concern if a family member makes a sexist joke.	6.02% 33	12.96% 71	23.18% 127	28.83% 158	29.01% 159	548
7. Challenge a friend who uses insulting words to describe women.	2.18% 12	9.45% 52	16.91% 93	34.00% 187	37.45% 206	550
8. Confront a friend who plans to give someone alcohol to get sex.	0.00% 0	3.64% 20	7.47% 41	28.96% 159	59.93% 329	549
9. Refuse to participate in activities where girls' appearances are ranked/rated.	4.01% 22	6.92% 38	16.39% 90	24.04% 132	48.63% 267	549

10. Confront a friend who is hooking up with someone who was passed out.	<b>0.00%</b> 0	<b>0.91%</b> 5	<b>9.29%</b> 51	<b>24.77%</b> 136	<b>65.03%</b> 357	549
11. Confront a friend if I hear rumors that they forced sex on someone.	<b>0.18%</b> 1	<b>3.46%</b> 19	<b>15.48%</b> 85	<b>30.78%</b> 169	<b>50.09%</b> 275	549
12. Report a friend that committed a rape.	<b>0.92%</b> 5	<b>4.03%</b> 22	<b>15.57%</b> 85	<b>27.11%</b> 148	<b>52.38%</b> 286	546
13. Stop having sex with a partner if they say to stop, even if it started consensually.	<b>0.00%</b> 0	<b>0.73%</b> 4	<b>3.47%</b> 19	<b>11.52%</b> 63	<b>84.28%</b> 461	547
13. Decide not to have sex with a partner if they are drunk.	<b>1.83%</b> 10	<b>3.48%</b> 19	<b>11.90%</b> 65	<b>24.18%</b> 132	<b>58.61%</b> 320	546

**Q41 Please answer the following questions based on your experiences: Since the start of the current academic year, I have had a friend or acquaintance tell me that they were the victim of an unwanted sexual experience.**

Answered: 567 Skipped: 303

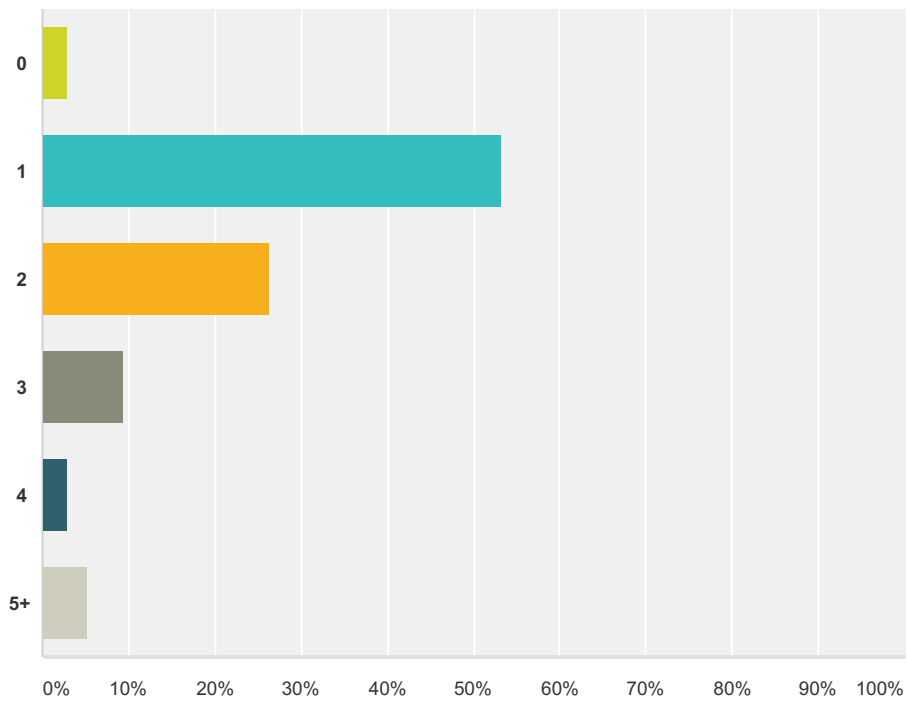


Answer Choices	Responses
YES	29.98% 170
NO	70.02% 397
<b>Total</b>	<b>567</b>



### Q42 a. If YES: How many women told you this? \_\_\_\_\_

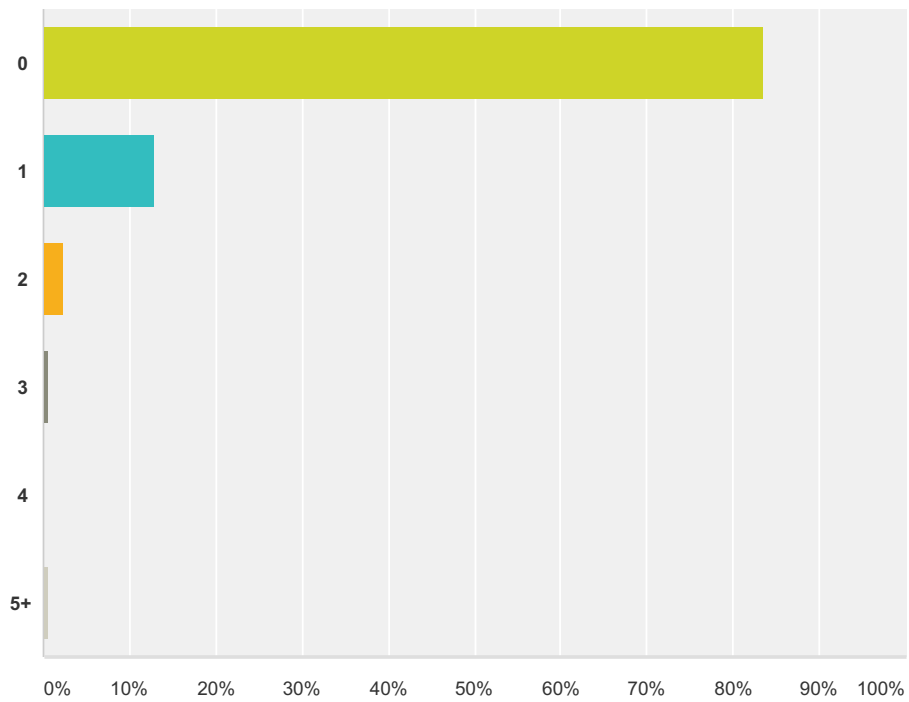
Answered: 171 Skipped: 699



Answer Choices	Responses	
0	2.92%	5
1	53.22%	91
2	26.32%	45
3	9.36%	16
4	2.92%	5
5+	5.26%	9
<b>Total</b>		<b>171</b>

### Q43 b. If yes: How many men told you this?

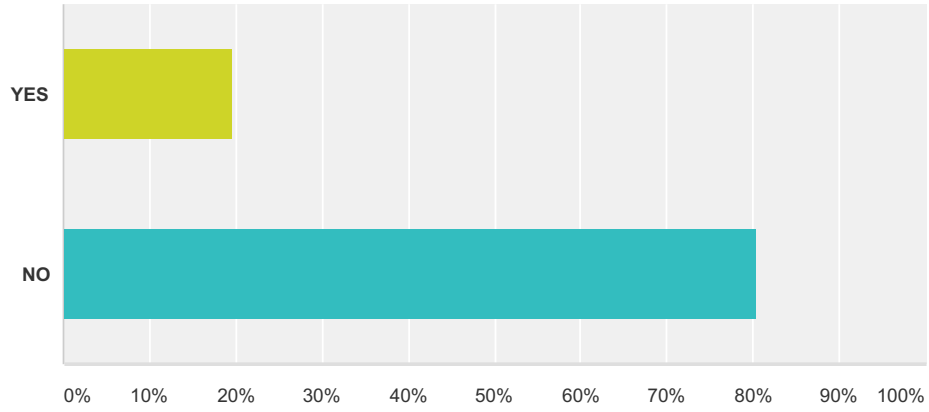
Answered: 170 Skipped: 700



Answer Choices	Responses
0	83.53% 142
1	12.94% 22
2	2.35% 4
3	0.59% 1
4	0.00% 0
5+	0.59% 1
<b>Total</b>	<b>170</b>

**Q44 Since the start of the current academic year, I have observed a situation that I believe was, or could have led to, a sexual assault.**

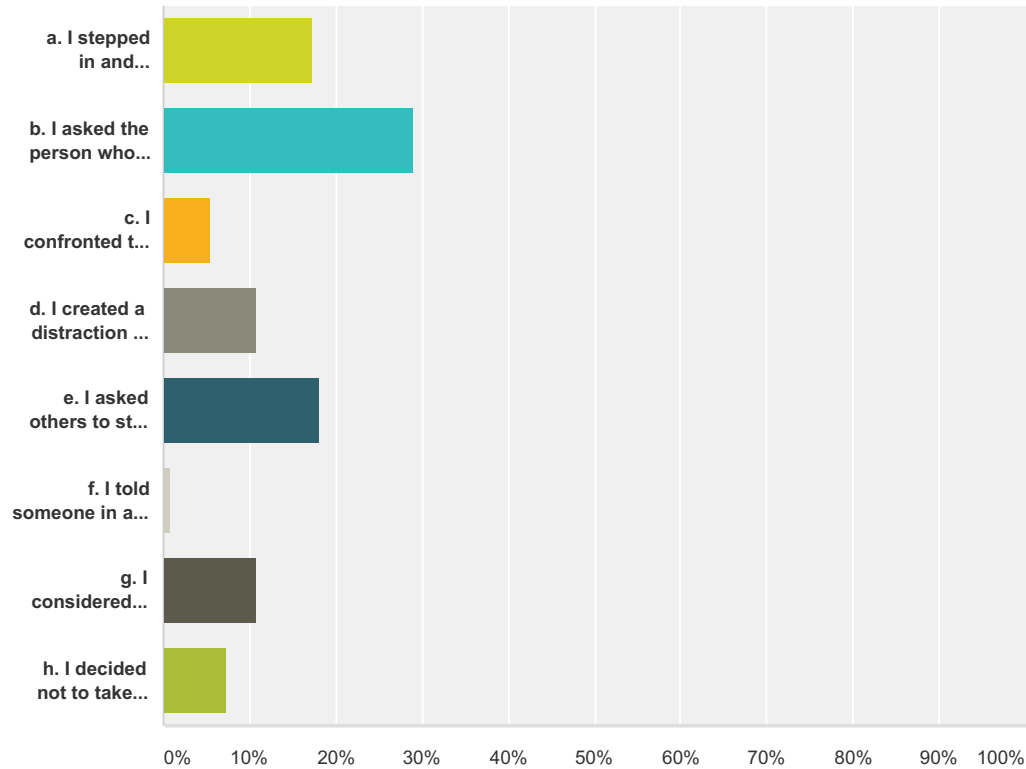
Answered: 566 Skipped: 304



Answer Choices	Responses
YES	19.61% 111
NO	80.39% 455
<b>Total</b>	<b>566</b>

**Q45 (If you answered YES to #43) In response to observing a situation you believe was or could have led to a sexual assault: (Select the one response that most closely resembles your actions)**

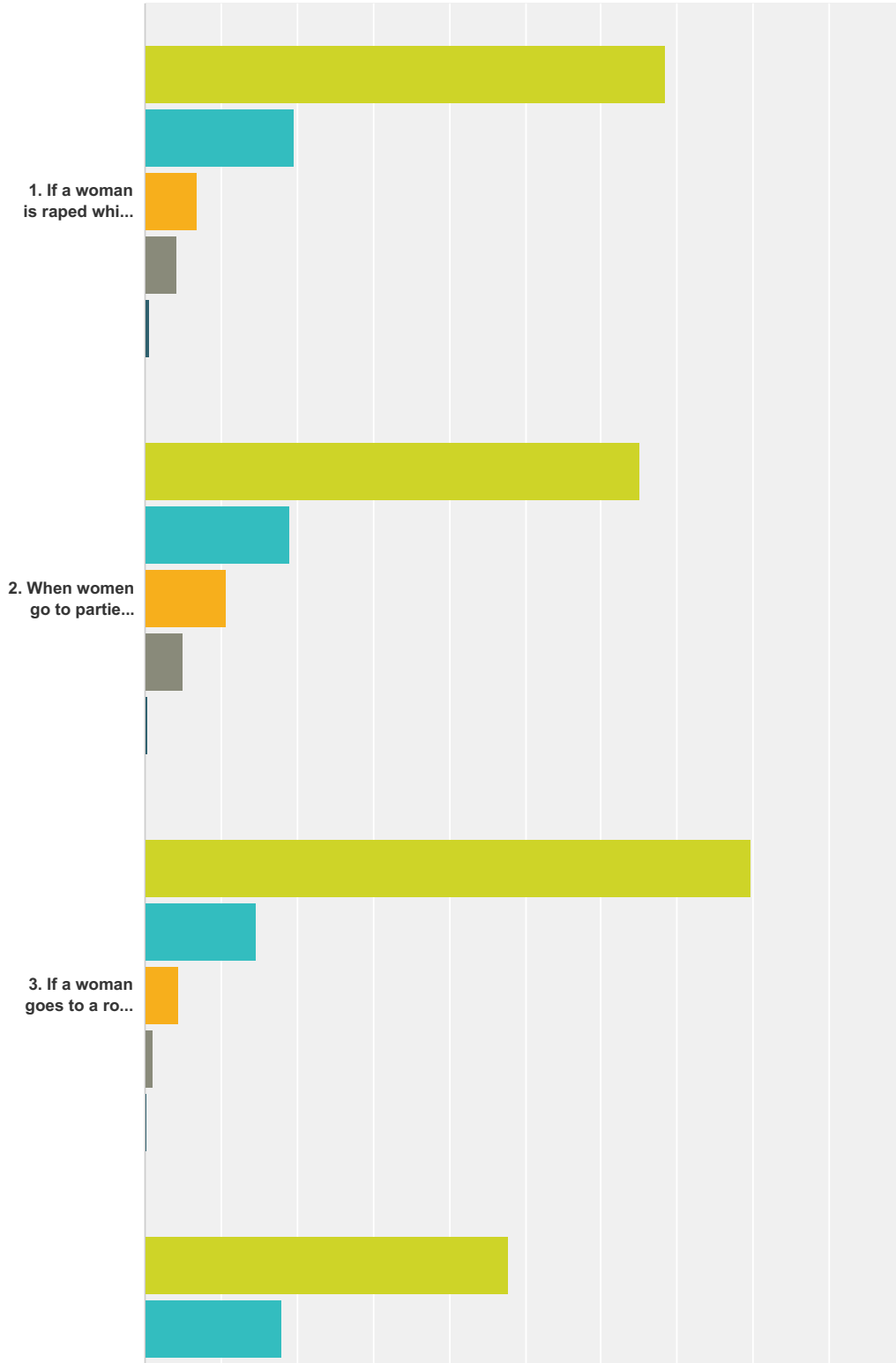
Answered: 110 Skipped: 760

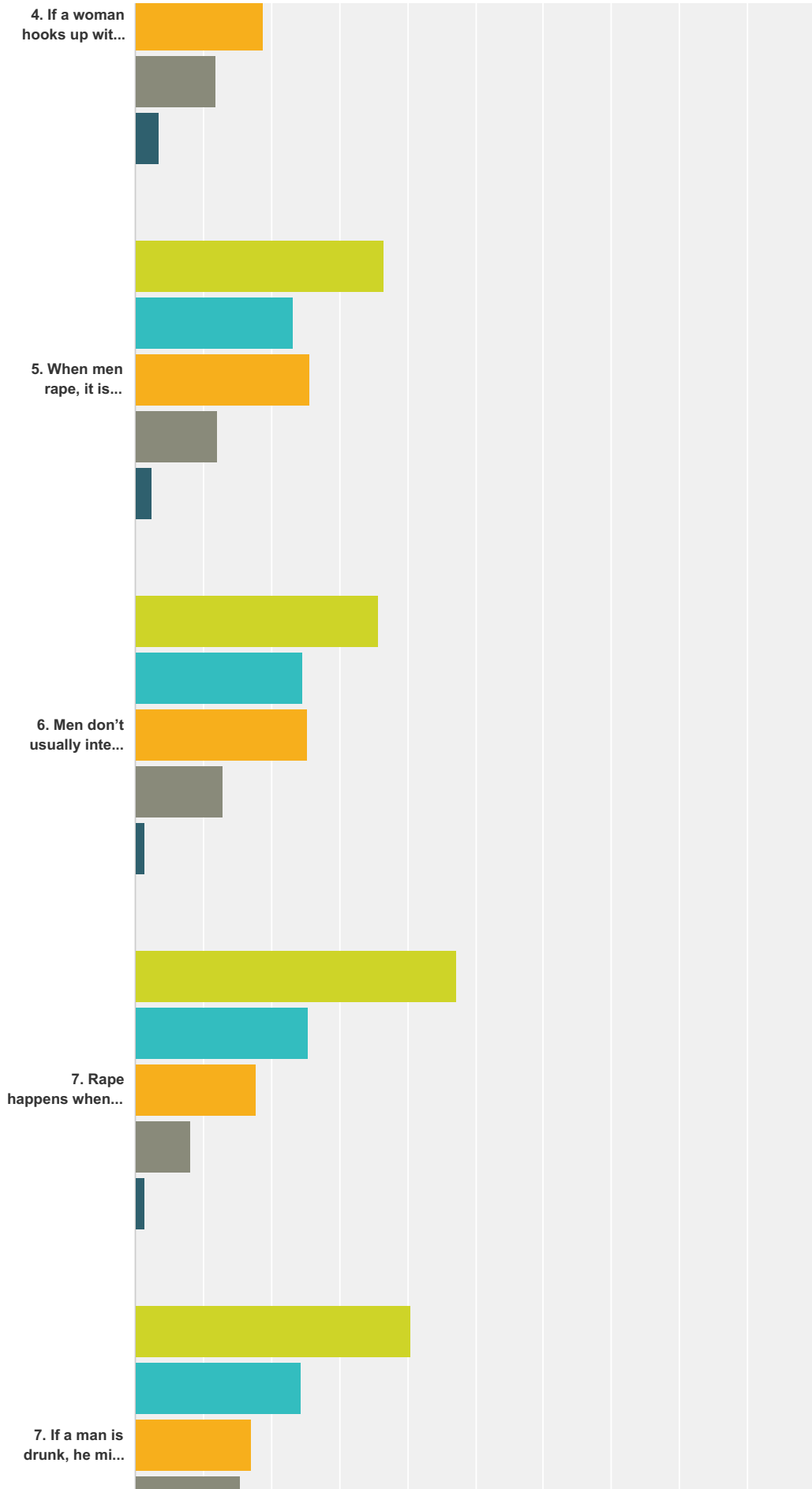


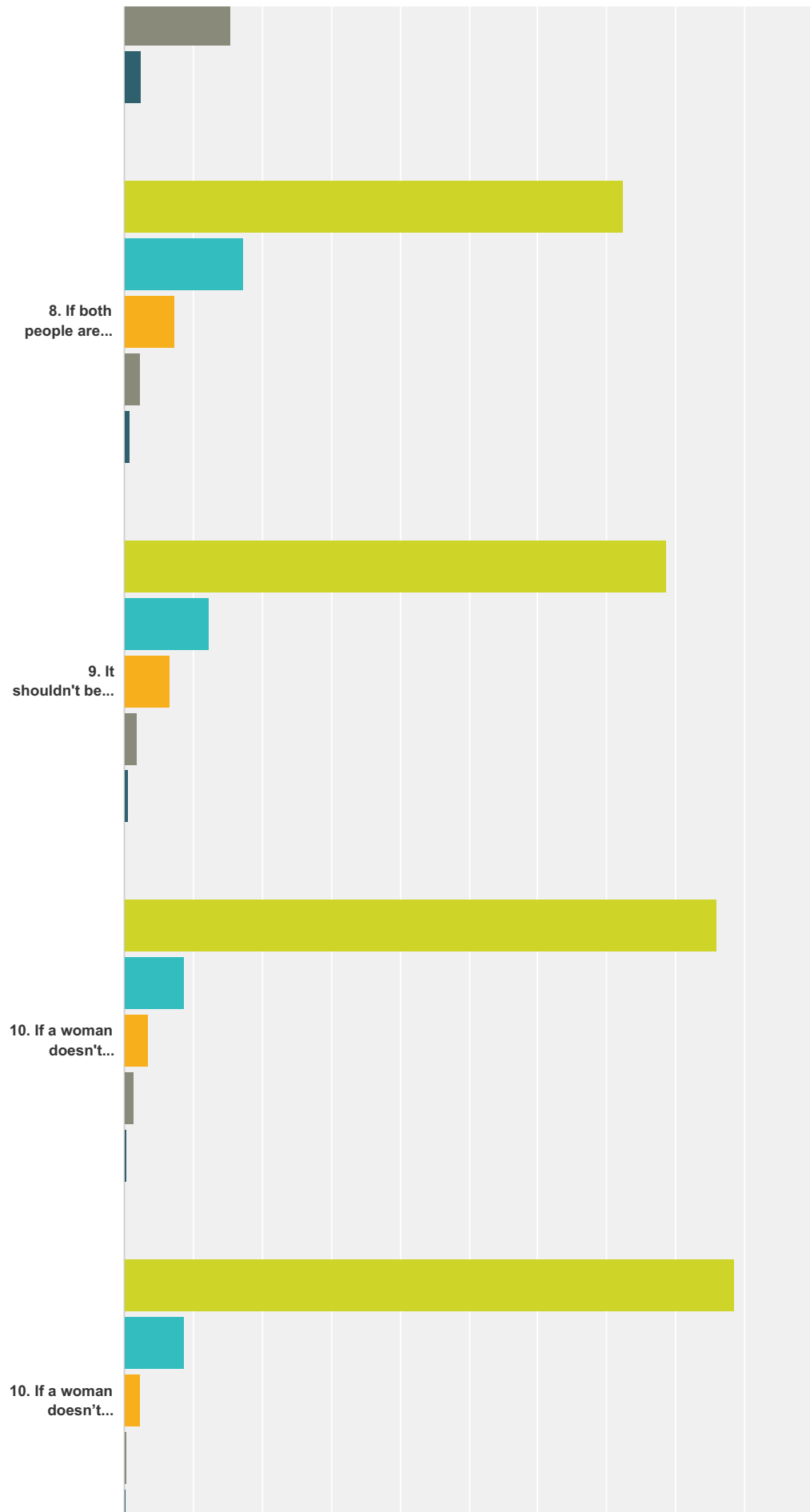
Answer Choices	Responses
a. I stepped in and separated the people involved in the situation.	17.27% 19
b. I asked the person who appeared to be at risk if they needed help.	29.09% 32
c. I confronted the person who appeared to be causing the situation.	5.45% 6
d. I created a distraction to cause one or more of the people to disengage from the situation.	10.91% 12
e. I asked others to step in as a group and diffuse the situation.	18.18% 20
f. I told someone in a position of authority about the situation.	0.91% 1
g. I considered intervening in the situation, but I could not safely take any action.	10.91% 12
h. I decided not to take action.	7.27% 8
<b>Total</b>	<b>110</b>

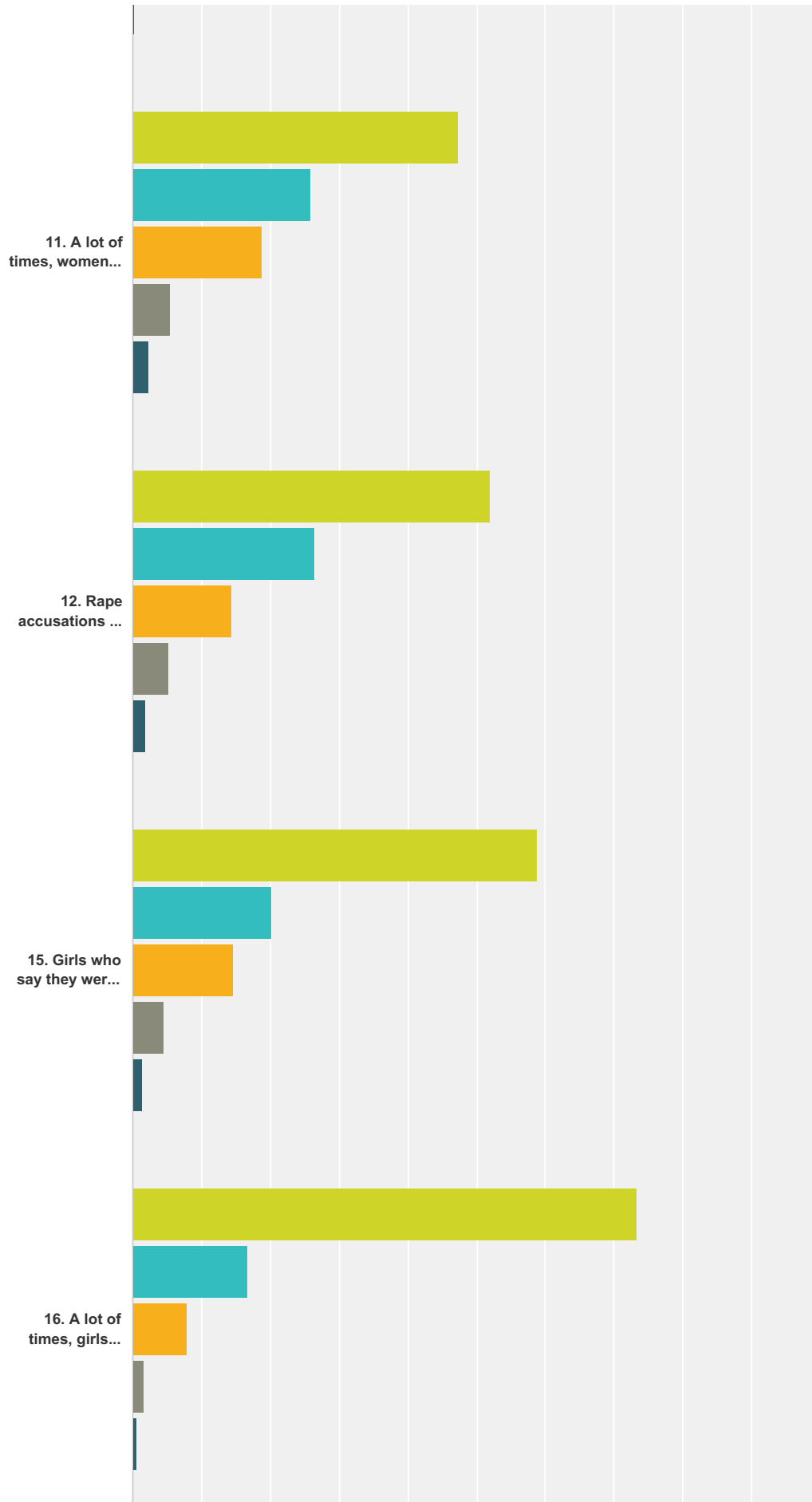
**Q46 Please read each of the following statements and choose the number that indicates how true each is of you: (1 being Strongly Disagree and 5 being Strongly Agree)**

Answered: 549 Skipped: 321

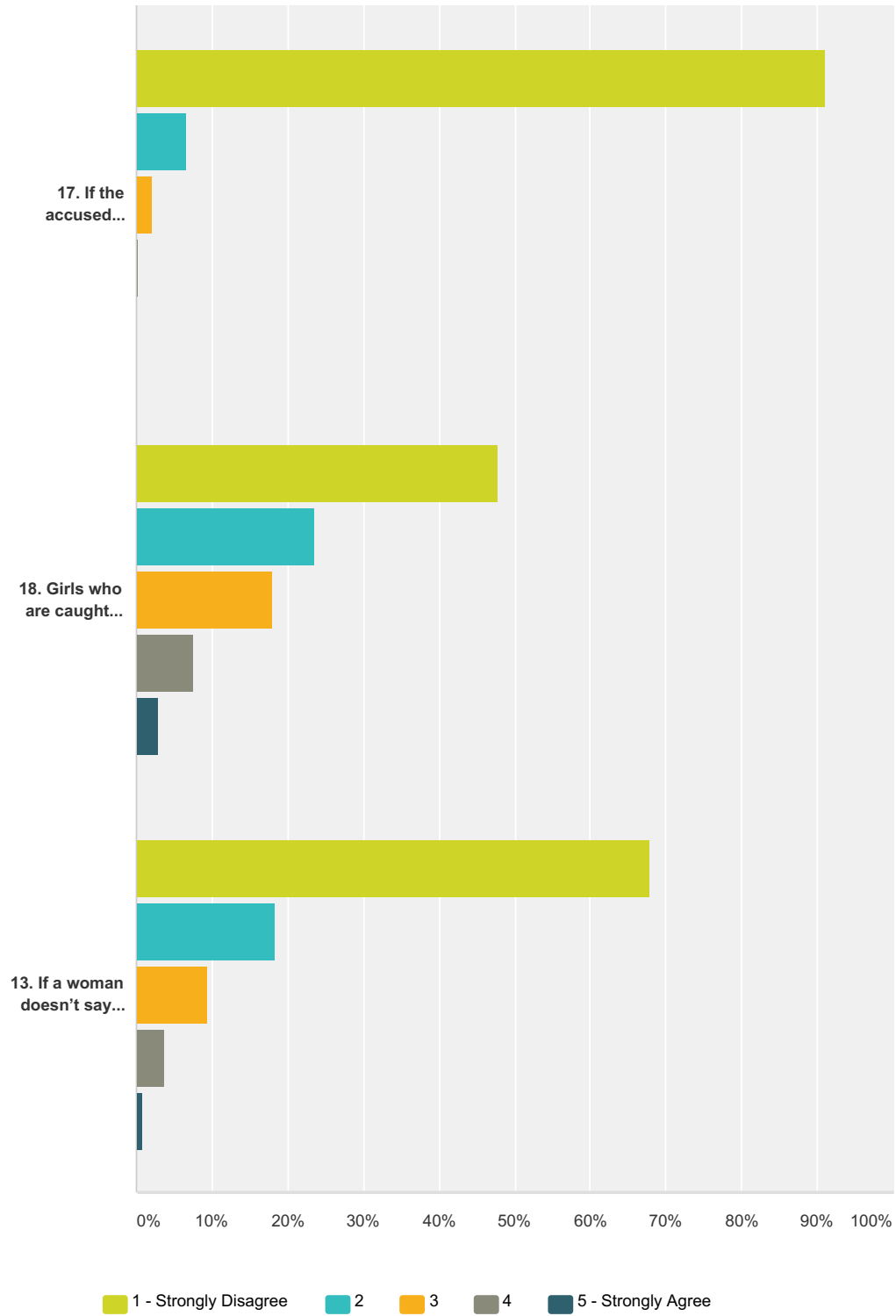










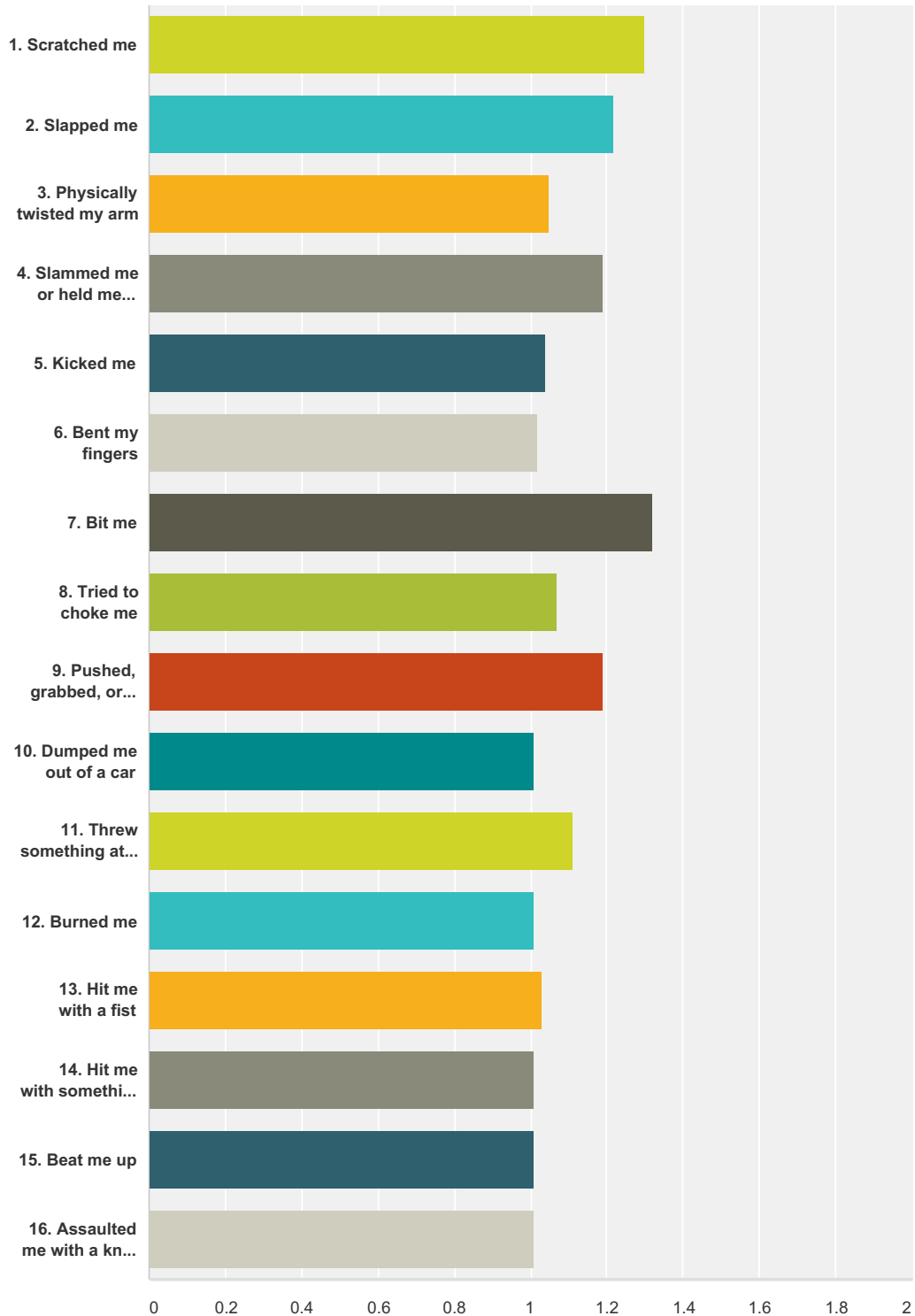


	1 - Strongly Disagree	2	3	4	5 - Strongly Agree	Total
1. If a woman is raped while she is drunk, she is at least somewhat responsible for what happened.	68.49% 376	19.67% 108	6.92% 38	4.19% 23	0.73% 4	549
2. When women go to parties wearing revealing clothes, they are asking for trouble.	65.15% 357	18.98% 104	10.58% 58	4.93% 27	0.36% 2	548
3. If a woman goes to a room alone with a man at a party, it is her own fault if she is raped.	79.74% 437	14.60% 80	4.38% 24	1.09% 6	0.18% 1	548

4. If a woman hooks up with a lot of guys, eventually she is going to get into trouble.	<b>47.79%</b> 260	<b>18.01%</b> 98	<b>18.75%</b> 102	<b>11.95%</b> 65	<b>3.49%</b> 19	544
5. When men rape, it is usually because of their strong desire for sex.	<b>36.50%</b> 200	<b>23.18%</b> 127	<b>25.73%</b> 141	<b>12.04%</b> 66	<b>2.55%</b> 14	548
6. Men don't usually intend to force sex on a woman, but sometimes they get too sexually carried away.	<b>35.65%</b> 195	<b>24.68%</b> 135	<b>25.23%</b> 138	<b>12.98%</b> 71	<b>1.46%</b> 8	547
7. Rape happens when a guy's sex drive gets out of control.	<b>47.25%</b> 258	<b>25.46%</b> 139	<b>17.77%</b> 97	<b>8.06%</b> 44	<b>1.47%</b> 8	546
7. If a man is drunk, he might rape someone unintentionally.	<b>40.40%</b> 221	<b>24.50%</b> 134	<b>17.18%</b> 94	<b>15.36%</b> 84	<b>2.56%</b> 14	547
8. If both people are drunk, it can't be rape.	<b>72.48%</b> 395	<b>17.25%</b> 94	<b>7.34%</b> 40	<b>2.20%</b> 12	<b>0.73%</b> 4	545
9. It shouldn't be considered rape if a man is drunk and didn't realize what he was doing.	<b>78.72%</b> 429	<b>12.29%</b> 67	<b>6.61%</b> 36	<b>1.83%</b> 10	<b>0.55%</b> 3	545
10. If a woman doesn't physically resist sex—even if protesting verbally—it really can't be considered rape.	<b>85.92%</b> 470	<b>8.78%</b> 48	<b>3.47%</b> 19	<b>1.46%</b> 8	<b>0.37%</b> 2	547
10. If a woman doesn't physically fight back, you can't really say it was rape.	<b>88.44%</b> 482	<b>8.81%</b> 48	<b>2.20%</b> 12	<b>0.37%</b> 2	<b>0.18%</b> 1	545
11. A lot of times, women who say they were raped agreed to have sex and then regret it.	<b>47.44%</b> 259	<b>25.82%</b> 141	<b>18.86%</b> 103	<b>5.49%</b> 30	<b>2.38%</b> 13	546
12. Rape accusations are often used as a way of getting back at men.	<b>51.93%</b> 283	<b>26.42%</b> 144	<b>14.50%</b> 79	<b>5.32%</b> 29	<b>1.83%</b> 10	545
15. Girls who say they were raped often led the guy on and then had regrets.	<b>58.97%</b> 322	<b>20.33%</b> 111	<b>14.65%</b> 80	<b>4.58%</b> 25	<b>1.47%</b> 8	546
16. A lot of times, girls who claim they were raped just have emotional problems.	<b>73.21%</b> 399	<b>16.70%</b> 91	<b>7.89%</b> 43	<b>1.65%</b> 9	<b>0.55%</b> 3	545
17. If the accused "rapist" doesn't have a weapon, you really can't call it a rape.	<b>91.03%</b> 497	<b>6.78%</b> 37	<b>2.01%</b> 11	<b>0.18%</b> 1	<b>0.00%</b> 0	546
18. Girls who are caught cheating on their boyfriends sometimes claim that it was rape.	<b>47.89%</b> 261	<b>23.67%</b> 129	<b>17.98%</b> 98	<b>7.52%</b> 41	<b>2.94%</b> 16	545
13. If a woman doesn't say "no," she can't claim rape	<b>67.77%</b> 368	<b>18.42%</b> 100	<b>9.39%</b> 51	<b>3.68%</b> 20	<b>0.74%</b> 4	543

**Q47 How many times has a casual, steady, or serious dating or intimate partner done the following to you DURING THIS SCHOOL YEAR (since the start of fall 2013 semester)?**

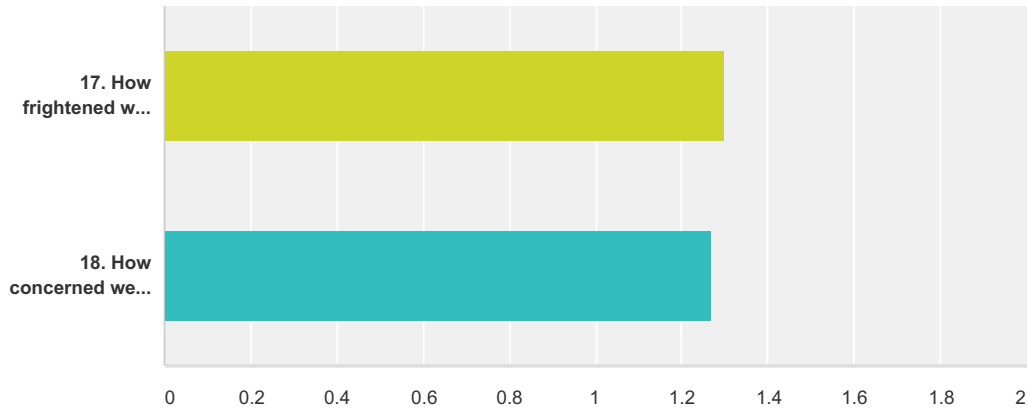
Answered: 547 Skipped: 323



	0	1	2	3	4	5	6	7	8	9	10+	Total	Weighted Average
1. Scratched me	91.76% 501	2.56% 14	0.92% 5	1.65% 9	0.55% 3	0.73% 4	0.55% 3	0.37% 2	0.00% 0	0.18% 1	0.73% 4	546	1.30
2. Slapped me	93.75% 510	2.39% 13	0.55% 3	0.92% 5	0.37% 2	0.55% 3	0.55% 3	0.18% 1	0.00% 0	0.00% 0	0.74% 4	544	1.22
3. Physically twisted my arm	97.79% 530	1.11% 6	0.55% 3	0.18% 1	0.18% 1	0.00% 0	0.18% 1	0.00% 0	0.00% 0	0.00% 0	0.00% 0	542	1.05
4. Slammed me or held me against a wall	94.49% 514	2.39% 13	0.74% 4	0.92% 5	0.00% 0	0.37% 2	0.18% 1	0.00% 0	0.00% 0	0.00% 0	0.92% 5	544	1.19
5. Kicked me	98.53% 538	0.73% 4	0.18% 1	0.00% 0	0.37% 2	0.00% 0	0.18% 1	0.00% 0	0.00% 0	0.00% 0	0.00% 0	546	1.04
6. Bent my fingers	99.08% 540	0.37% 2	0.18% 1	0.18% 1	0.00% 0	0.00% 0	0.18% 1	0.00% 0	0.00% 0	0.00% 0	0.00% 0	545	1.02
7. Bit me	92.29% 503	1.28% 7	1.83% 10	1.10% 6	0.73% 4	1.28% 7	0.00% 0	0.00% 0	0.00% 0	0.00% 0	1.47% 8	545	1.32
8. Tried to choke me	97.07% 530	1.28% 7	0.55% 3	0.55% 3	0.18% 1	0.18% 1	0.18% 1	0.00% 0	0.00% 0	0.00% 0	0.00% 0	546	1.07
9. Pushed, grabbed, or shoved me	93.75% 510	2.39% 13	1.47% 8	0.37% 2	0.74% 4	0.55% 3	0.00% 0	0.00% 0	0.00% 0	0.00% 0	0.74% 4	544	1.19
10. Dumped me out of a car	99.82% 545	0.00% 0	0.00% 0	0.00% 0	0.00% 0	0.18% 1	0.00% 0	0.00% 0	0.00% 0	0.00% 0	0.00% 0	546	1.01
11. Threw something at me that hit me	96.52% 527	1.10% 6	0.55% 3	0.37% 2	0.18% 1	0.92% 5	0.37% 2	0.00% 0	0.00% 0	0.00% 0	0.00% 0	546	1.11
12. Burned me	99.63% 543	0.18% 1	0.00% 0	0.00% 0	0.18% 1	0.00% 0	0.00% 0	0.00% 0	0.00% 0	0.00% 0	0.00% 0	545	1.01
13. Hit me with a fist	98.53% 538	0.73% 4	0.18% 1	0.18% 1	0.00% 0	0.37% 2	0.00% 0	0.00% 0	0.00% 0	0.00% 0	0.00% 0	546	1.03
14. Hit me with something hard besides a fist	99.45% 543	0.18% 1	0.37% 2	0.00% 0	0.00% 0	0.00% 0	0.00% 0	0.00% 0	0.00% 0	0.00% 0	0.00% 0	546	1.01
15. Beat me up	99.45% 542	0.37% 2	0.00% 0	0.00% 0	0.18% 1	0.00% 0	0.00% 0	0.00% 0	0.00% 0	0.00% 0	0.00% 0	545	1.01
16. Assaulted me with a knife or gun	99.82% 542	0.00% 0	0.00% 0	0.00% 0	0.18% 1	0.00% 0	0.00% 0	0.00% 0	0.00% 0	0.00% 0	0.00% 0	543	1.01

**Q48 Please answer the following questions about what you consider the MOST SERIOUS INCIDENT you indicated that happened during this school year. If you answered zero (0) to all questions above, please circle “No Experience” or “N/A” (unless otherwise indicated).**

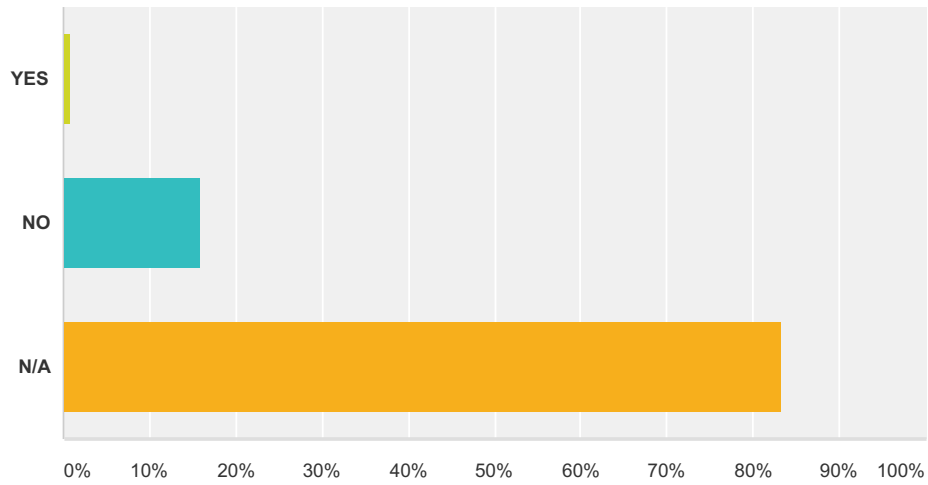
Answered: 549 Skipped: 321



	No Experience	Not at All	Only a Little	Somewhat	Extremely	Total	Weighted Average
17. How frightened were you by the incident?	83.42% 458	9.47% 52	2.73% 15	2.73% 15	1.64% 9	549	1.30
18. How concerned were you about your safety?	83.39% 457	10.77% 59	2.37% 13	2.01% 11	1.46% 8	548	1.27

### Q49 Did you seek services or contact a hotline after the incident?

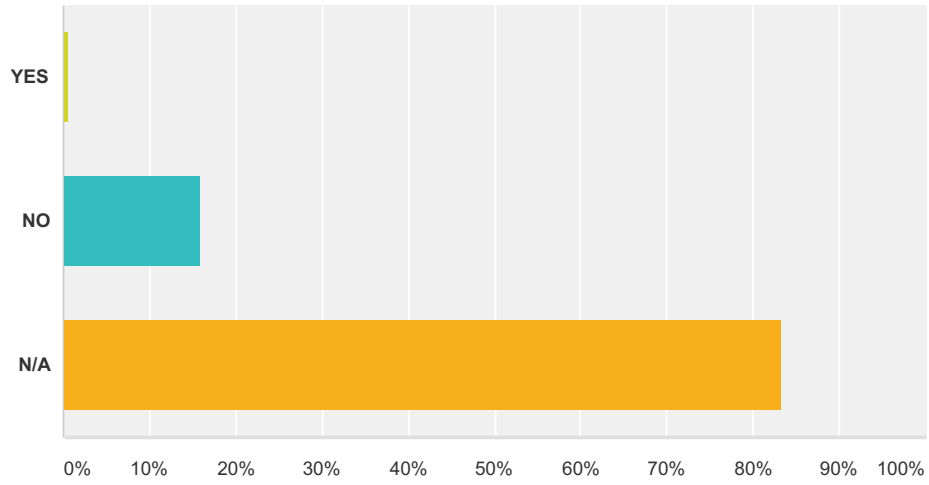
Answered: 547 Skipped: 323



Answer Choices	Responses
YES	0.73% 4
NO	15.90% 87
N/A	83.36% 456
<b>Total</b>	<b>547</b>

### Q50 Were you injured in the incident?

Answered: 548 Skipped: 322



Answer Choices	Responses	
YES	0.73%	4
NO	15.88%	87
N/A	83.39%	457
<b>Total</b>		<b>548</b>